

# BZTW SERIES

Hooded twin-wheel furniture castors. Housing and wheel made of black nylon, with pressed steel, zinc-plated fixings.

Available with top-plate, threaded-stem or stem-and-socket fixing.



40 - 60kg

Wheel diam or (mm) Swivel or Fixed Bearing type Black nylon body on black

Wheel diam or (mm)	Swivel or Fixed	Overall height (mm)	Fitting	Swivel radius (mm)	Bearing type	Black nylon body on black
41	S	52	A	40		BZTW40M8X15 40kg
			B	40		BZTW40M10X15 40kg
45	S	57	A	44		BZTW45M8X15 45kg
			B	44		BZTW45M10X15 45kg
50	S	61	A	50		BZTW50M8X15 50kg
			B	50		BZTW50M10X15 50kg
60	S	71	A	58		BZTW60M8X15 60kg
			B	58		BZTW60M10X15 60kg
40	S	52	C	40		BZTW404 40kg
45	S	57	C	44		BZTW454 45kg
50	S	61	C	50		BZTW504 50kg
60	S	71	C	58		BZTW604 60kg
41	S	52	D	40		BZTW402 40kg
45	S	57	D	44		BZTW452 45kg
50	S	61	D	50		BZTW502 50kg
60	S	71	D	58		BZTW602 60kg

Braked castors (wheelbrake only)

add to code: BR



Threaded stem

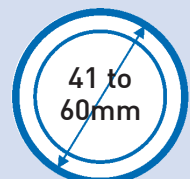


Plate fixing



Stem & socket (for wood)

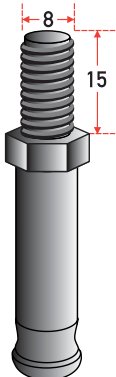
WHEEL BEARING KEY

Plain bore

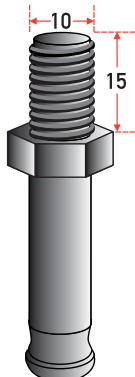
BZTW SERIES INSTITUTIONAL

## FITTING TYPES AND DIMENSIONS (mm)

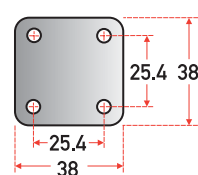
Type A



Type B



Type C



Type D (for wood)

