

# PREMIER WALKWAYS



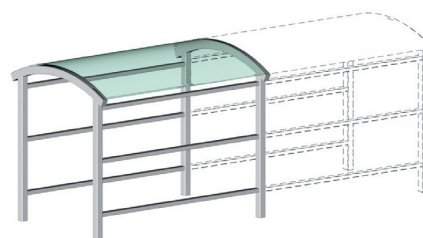
A stylish free standing walkway ideal for connecting two buildings, available in three metre lengths. Constructed with a curved roof made from UV resistant polycarbonate panels mounted on a powder coated steel frame.

- Stylish curved roof made from opaque polycarbonate panels mounted onto a steel frame.
- Powder coated with Germ Guard Active Technology paint.
- Optional side panels made from tough clear perspex for improved weather protection (can be mounted either side).
- Must be bolted to 250mm thick concrete (fixings included).
- Delivered in knock-down form.





## CONNECTING BUILDINGS WITH A WALKWAY

- Keeps people dry as they move from building to building.
- Prevents goods and materials from getting wet whilst in transit.
- Provides up 97% ultra-violet protection.



## COLOUR OPTIONS

Please add corresponding letters to the end of the code



### Premier Walkway - Initial

| Size H.W.D.    | Description      | Code       | Price     |
|----------------|------------------|------------|-----------|
|                | Roof Only        | SWV3000MIR | £1,779.89 |
| 2330.2000.3000 | Roof & One Side  | SWV3000M11 | £2,372.78 |
|                | Roof & Two Sides | SWV3000M12 | £2,965.67 |

### Premier Walkway - Extension

| Size H.W.D.    | Description      | Code       | Price     |
|----------------|------------------|------------|-----------|
|                | Roof Only        | SWV3000MER | £1,304.60 |
| 2330.2000.3000 | Roof & One Side  | SWV3000ME1 | £1,898.71 |
|                | Roof & Two Sides | SWV3000ME2 | £2,491.81 |



# WALL MOUNTED WALKWAYS



If sited within 5 miles of the coast, we strongly recommend an additional weather treatment for the steel work. This is available for a modest additional charge.

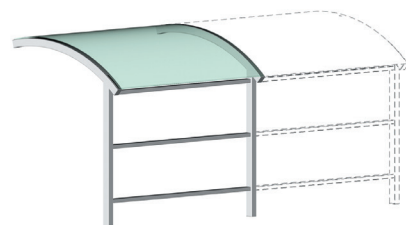
A stylish wall mounted walkway ideal for connecting two buildings, available in three metre lengths. Constructed with a curved roof made from UV resistant polycarbonate panels mounted on a powder coated steel frame.

- Covered walkway that fixes to the side of a building.
- Modular design in three metre lengths.
- Stylish curved roof, made from UV resistant opaque polycarbonate mounted on a steel frame.
- Optional side panels made from tough clear perspex for improved weather protection.
- Must be bolted to 250mm thick concrete (fixings included).
- Delivered in knock-down form.





## CONNECTING BUILDINGS WITH A WALKWAY

- Keeps people dry as they move from building to building.
- Prevents goods and materials from getting wet whilst in transit.
- Provides up to 97% ultra-violet protection.



## COLOUR OPTIONS

Please add corresponding letters to the end of the code



### Wall Mounted Walkway - Initial

| Size H.W.D.    | Description     | Code        | Price     |
|----------------|-----------------|-------------|-----------|
| 2270.1900.3000 | Roof Only       | SWM241930MR | £979.67   |
|                | Roof & One Side | SWM241930MS | £2,107.25 |

### Wall Mounted Walkway - Extension

| Size H.W.D.    | Description     | Code        | Price     |
|----------------|-----------------|-------------|-----------|
| 2270.1900.3000 | Roof Only       | SWM241930ER | £914.20   |
|                | Roof & One Side | SWM241930ES | £1,910.84 |