

Housekeeping & Roomservice

Housekeeping Carts



- Polymer construction
- Anti-corrode, easy to clean
- Integral push / pull handles for easy manoeuvrability
- Lockable side and top storage
- Integral side bin
- 200mm diameter non-marking castors
- Adjustable centre shelf
- Glass rack holder situated under base

Room Service Trolley



- Stainless steel construction throughout
- Dimensions 900x550x960mm high overall
- 2+3 tier model options
- Dished sounddeadened shelves
- Retaining wires to all sides on top shelf and 3 sides on lower
- Push / Pull handles incorporated
- 125mm non-marking castors - 2x braked
- Bumpers fitted as standard
- Modesty panels optional

Room Service Tray Clearing Trolley



shows double column model with solid walnut panels

- Stainless steel tubular design / construction
- Single and double column models
- Dimensions - Single = 510x640x1550mm high
- Double = 930x640x1550mm high
- Extra wide trayslides to accept multiple tray sizes
- Trayslides removable / height adjustable
- Options for panel finish / design
- Push / Pull handles incorporated
- 125mm non-marking castors - 2x braked
- Bumpers fitted as standard

Mini-Bar Security Cages



- Chrome Wire, Nylon Coated Wire or Stainless Steel Options
- Secure storage of bottles / cans / confectionary
- Mesh retaining panels fitted to sides and rear
- Lockable Hinged doors fitted to front - lock not included
- Extra intermediate shelves (solid or wire format) can be added
- Unit mounted on 125mm castors with bumpers
- Optional handle/s if required

Stainless Mini-Bar Replen Trolley



- Stainless steel construction
- Dimensions 880x625x970mm high
- Sounddeadened worktop with retaining wires
- Trayslides under to accept Tote boxes
- Safe transportation of bottles / cans / confectionary
- Push / Pull handle fitted as standard
- Unit mounted on 125mm castors with bumpers
- Decorative panels fitted if reqd



Optional Tote boxes

Polymer Mini-Bar Replen Trolley



- Polymer construction
- Microban - antimicrobial protected
- Integral recessed side storage comprising of 3x tilt-out bins to right
- 1x tilt out bin and waste bin to left
- Pull out drawers to front - 686mm wide
- All drawers lockable
- Optional drawer dividers
- Clean, modern design
- 125mm castors with brakes and bumpers



Specialising in

LAUNDRY, HOUSEKEEPING & ROOMSERVICE

Clean Linen Storage

Clean Linen High Density (HD) Storage Systems



shows HD system with chrome wire shelving mounted on "back to back" chassis units

- Maximises all available space
- Shelving / Storage Systems mounted on moveable chassis
- Chassis traverse along floor laid track by movement of mechanical hand wheel
- Track positioned at far rear of system - no trip hazards




shows HD system with powder coated solid format shelving mounted on back-to-back chassis units

- "Gearing / Movement" of Chassis variable
- Access aisle created where required
- Chassis single or back-to-back
- Choice of shelving finishes can be used
- Lockable option for secure storage

Freestanding Linen Shelving

Nylon Wire Racking



shows extra deep 900mm unit

- Wire format shelves
- Coating impervious to detergents / acids / alkaline
- Standard depths 400mm / 500mm + 600mm
- Extra deep 900mm units available
- Multi-tiered options
- Shelves height adjustable at 25mm increments
- Mobile option available

Powder Coated Solid Racking



powder coated - white

- Coating impervious to detergents / acids / alkaline
- Standard depths 400mm / 500mm and 600mm
- Multi-tiered options
- Shelves height adjustable at 25mm increments
- Suitable for single item storage
- Standard colour - white
- Mobile option available

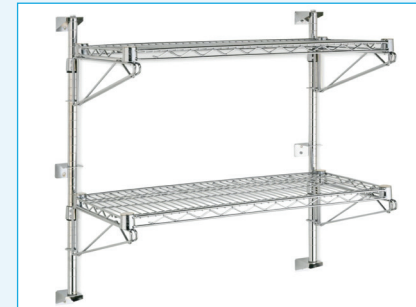
Stainless Steel Racking



- Stainless steel shelves with polymer corners
- Solid and Perforated formats
- Standard depths 400mm / 500mm and 600mm
- Multi-tiered options
- Shelves height adjustable at 25mm increments
- Suitable for single item storage
- Mobile option available

Wall Mounted Shelving

Wire Wall Shelving



- Chrome or Stainless steel options
- Available as individual or continuous runs
- Dimensions - Lengths = 600mm to 1500mm
- Depths = 300mm
- Height varies depending on number of tiers required
- All shelves removable / height adjustable
- Ideal above sort / pick tables

Stainless Steel Solid Wall Shelving



- Stainless steel construction throughout
- Available as individual units or continuous runs
- Dimensions - Lengths = 600mm to 2000mm
- Depths = 300mm + 400mm
- Height varies depending on number of tiers required
- All shelves removable / height adjustable
- Ideal above sort / pick tables

Clean Linen Transportation

Polymer Linen Truck



- Polymer Construction
- Dimensions - 1219x725x1735mm high
- c/w 2x height adjustable internal shelves
- Bottom shelf hinges to convert into bulk bin
- Extra intermediate shelves can be added
- Unit mounted on 200mm castors with bumper
- Optional handle/s if required

Linen Cart - Slanted Shelves



- Chrome Wire or Stainless Steel Wire Options
- Flat base shelf with 27 degree slanted intermediate shelves
- Slanted shelves allow safe transportation of linen
- Mesh retaining panels fitted to sides and rear
- Extra intermediate shelves can be added
- Unit mounted on 125mm castors with bumpers
- Optional handle/s if required
- Optional hinged front doors
- Dimensions - 1200x500x1600mm high

Linen Exchange Cart



shows unit with 1x intermediate shelf with tote boxes and runners under

- Chrome Wire or Stainless Steel Options
- Flat base and intermediate shelves
- Tote boxes on runners to store "consumable / disposable" items
- Mesh retaining panels fitted to sides and rear
- Extra intermediate shelves can be added
- Unit mounted on 125mm castors with bumpers
- Handle fitted as standard
- Optional hinged front doors
- Dimensions - 1200x500x1600mm high

Dirty Linen Transportation

Bulk Linen Roll Cages



- shows unit with 50/50 split height doors
- Open wire Construction - zinc plated
 - Heavy duty design for bulk storage of dirty linen
 - Units "collapsible" to allow being stacked when not in use
 - Option for full height door or 50/50 split height doors
 - Intermediate shelf / shelves available
 - Bumper fitted to corners
 - Lockable - lock not supplied

Dirty Linen Carts - Spring Loaded Base



- Lightweight Aluminium body
- Spring Loaded base plate that rises and falls
- Available in 3x size options
- Wrap around bumper to base
- Heavy duty 200mm castors for easy manoeuvrability
- Spring capacity options 35/50/100kg
- Dimensions - 1100x600x560mm high

Dirty Linen Dump Bins



- Polymer construction throughout
- 151 ltr load capacity
- Dimensions - 600x600x730mm high
- Colour options to promote product segregation
- Lids to suit available
- Polymer Dolly allows easy transportation - optional

Dirty Linen "Sack" Trolleys



shows single sack model

- Stainless steel tubular design / construction
- Single or Double Sack Models
- Dimensions -
Single = 400x700x975mm high
Double = 800x700x975mm high
- Solid base to accept weight of full linen sack
- 125mm castors fitted as standard


Dirty Linen "Hamper" Trolleys



- Stainless steel tubular design / construction
- Solid base to accept weight of full linen sack
- Dimensions - 830x530x1025mm high
- Hooks fitted to tubular handles to accept "hamper"
- 125mm castors fitted as standard

Housekeeping Tables / Sinks

Sort Table / Pick Station



shows Housekeeping Pick Station

- Stainless Steel Fully Welded Construction
- Heavy Duty sounddeadened grade 304 worktop
- Wall tables to have 75mm or 100mm upstand to worktop rear
- Legs 40x40mm box section
- Option for "open-under" or undershelves
- Mobile option available
- Available in 600mm to 2500mm Lengths / 700mm depth
- Combination of over and undershelves transform table to "Pick Station"

Double Bowl Sink



- Stainless Steel Fully Welded Construction
- Single or Double Bowl options
- Water retaining edge to all sides of stainless worktop
- Option for 500x500 or 600x450mm inset sink bowls
- Combination of Overhead spray with faucet and mixer taps
- 75mm or 100mm upstand to worktop rear
- Full length sink valance to front and sides available
- Optional "open under" or with undershelves
- Available in 1000mm to 2500mm Lengths / 700mm depth

Laundry Dispense Trolleys



shows double column unit with trays and coloured handles

- Stainless steel construction throughout
- Double and Triple Column model options
- Dimensions - Double Column = 970x610x1100mm high
Triple Column = 1400x600x1100mm high
- Anti-tilt trayslides fitted as standard
- Units c/w clear "Containex" trays - 200mm deep
Double Column = 8x trays
Triple Column = 12 x trays
- Trays can be compartmentalised using dividers
- Colour co-ordinated handle / labels available
- Unit c/w fold-down hanging rail
- Modesty panels fitted to sides and rear - various finishes available
- Recessed removable top tray
- Handle to trolley fitted as standard
- Transportation covers available - personalised if reqd



shows triple column unit with hanging rail in "up" position



shows anti-tilt trayslides



shows transportation cover