

Office chairs

The average office worker spends more than 75,000 minutes in a seated position every year, so selecting the right office chair is a very important decision. The ideal seating solution not only has a significant impact on the 'look' of the office due to our extensive choice of stocked and made to order fabric styles and colours, it also affects the comfort, productivity and long term well-being of each and every office-based employee.



Fabric options



Available
now



Fabric bands
A, B, C, D, E



Triple P Performance
page 256



Fabric Task
page 260



Mesh Back Task
page 272



Grandeur Heavy-Duty
page 286



Leather Executive
page 290



Cantilever Meeting
page 304



Multi-purpose
page 312



Seating Families
page 332

Are You Sitting Comfortably?

The application of ergonomics in your workplace will make the environment more comfortable for all employees, boosting productivity and reducing stress – something that serves both the employer and employees alike.

Selecting the right office chair does not have to be complicated. The key points to remember when choosing office chairs are, how long are the chairs are being used for and what activity will the user be doing while using the chair.



Seating Guarantees

Stocked

All seating products are guaranteed for a period related to the usage and the structural capability of the chair or soft seating. Regardless of usage, all seating products are guaranteed against manufacturing defects, except for upholstery, castors and mechanisms which are subject to usage related wear and tear. The suggested maximum weight loading and hourly usage should not be exceeded. The guarantee is effective from the day the chair leaves the factory and the supplier reserves the right not to apply the guarantee in cases of inappropriate use or when the chair has been tampered with by a third party or interventions by non-authorised personnel.



Made-to-Order

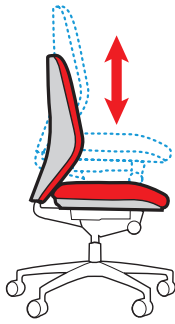
All products that show this symbol are made to your specification and to order. It is our policy that once these products have been ordered they cannot be cancelled.



Fabrics not listed or customer supplied fabrics need to be approved before acceptance of orders. A pattern charge may apply to some fabrics. We reserve the right to reject fabric that we believe to be unsuitable for the product. We are unable to guarantee any product meeting fire regulations or standards which is supplied by a customer.

SEE PAGE 447 FOR MADE-TO-ORDER FABRICS

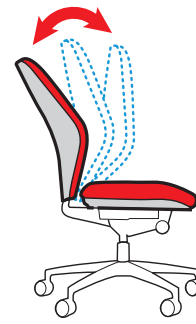
MECHANISMS

**Gas lift adjustment**

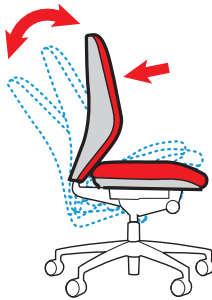
Raises and lowers the height of the seat to fit the user.

**Back height adjustment**

Allows the seat back to be higher and lowered to suit.

**Back rake adjustment**

Independent back tilt control. Lockable in multiple positions.

**Weight tension control**

Adjustable to the users weight for controlled smooth reclining action.

**Seat depth adjustment**

Seat slides forwards and backwards to match the users size.

TILTING

**Knee tilt adjustment**

Seat and back move backwards in tandem, lockable in various positions.

**Standard tilt lock**

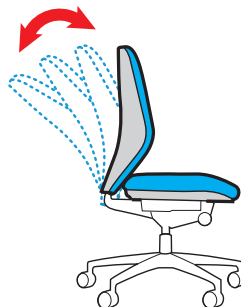
Seat and back move backwards in tandem, lockable in upright position only.

**Locking tilt lock**

Seat and back move backwards in tandem, lockable in any position.

**Independent seat tilt**

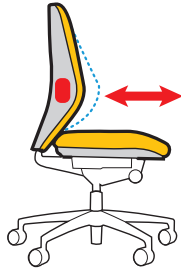
Allows the seat to be independently tilted forwards and backwards.

**Tilt rocker**

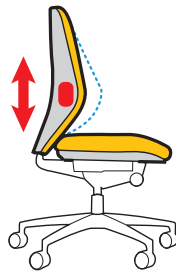
Allows the back to be independently tilted forwards and backwards.

**Synchro seat & back tilt**

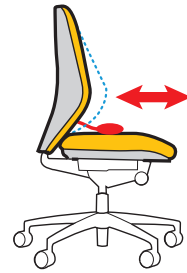
Seat and back move in a synchronised motion. Lockable in multiple positions.

BACK
SUPPORT**Lumbar support**

Offers additional support to the lower back.

**Adjustable lumbar support**

Manual lumbar adjustment to support the back where needed.

**Adjustable Lumbar pump**

Adjust the back position easily with pump action to support the back.

**Fixed loop arms**

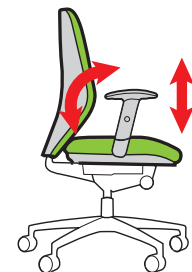
Loop arms fixed in position to provide support for the body.

**Height adjustable arms**

Arms adjust in height. Lockable in multiple positions.

**Pivot arms**

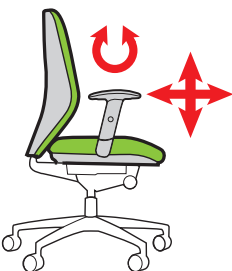
Arms can be pivoted back and forth for clear access.

**Adjustable folding arms**

Arms adjust in height and can be folded back when not required.

**Adjustable 3D arms**

Arms adjust in height, front & back, and left & right positions.

**Adjustable 4D arms**

Arms adjust in height, front & back, and left & right positions in addition to moving in and out to suit.

**Writing tablet**

Arm comes complete with a writing tablet which can be adjusted for writing or reading or put down.

ARM OPTIONS

Triple P performance chairs


For any office worker that spends a significant part of their day at their desk, comfort is essential. Ergonomics is all about enhancing your performance through good design whilst also keeping you safe and healthy, and the new TripleP range of performance chairs have been designed to best support the human body, focusing on posture, comfort, and support. TripleP – performance, posture, professional.



Fabric options



Available
now





Shelby Black
page 258



Shelby Grey
page 258



Elise
page 259



Sway
page 259



Shelby Black

Inspired by the bridge pose of yoga, the Shelby Bifma certified ergonomic chair ingeniously embraces a 3D dynamic dual-back to relieve the pressure felt by your lumbar region, and help you maintain the right sitting posture for long hours, preventing back-related issues.



Width **685**
Depth **700**
Height **940-1030** (Headrest **1100-1190**)
Seat width **510**
Seat depth **520**
Seat height **410-500**
Back width **490**
Back height **600** (Headrest **800**)



Black fabric seat with black mesh back

Code	Description	Arms	RRP
SHL300K2-K	No headrest	3D Adjustable	£550
SHL301K2-K	With headrest	3D Adjustable	£600



Gas lift adjustment



Seat depth adjustment



Synchro seat & back tilt



Adjustable lumbar support



Shelby Grey

Shelby is at the forefront of the healthy workplace campaign and makes activity a part of your working routine. The backrest features polymer mesh fabric to provide aeration for the back and can comfortably accommodate people of different body shapes allowing each user to personalise their lumbar comfort.



Width **685**
Depth **700**
Height **940-1030** (Headrest **1100-1190**)
Seat width **510**
Seat depth **520**
Seat height **410-500**
Back width **490**
Back height **600** (Headrest **800**)



Grey fabric seat with grey mesh back

Code	Description	Arms	RRP
SHL300K2-G	No headrest	3D Adjustable	£550
SHL301K2-G	With headrest	3D Adjustable	£600



Gas lift adjustment



Seat depth adjustment



Synchro seat & back tilt



Adjustable lumbar support

3
Years

Elise

Remarkable for style, comfort, and support, the Elise performance task chair has a breathable, supple all-mesh seat and back to promotes a more comfortable and productive work day, with a built-in lumbar mechanism offers enhanced comfort and an integrated headrest for constant support.

Width **680**
Depth **700**
Height **1140-1280**
Seat width **505**
Seat depth **420-480**
Seat height **460-550**
Back width **515**
Back height **1100-1150**



Code
ELS300K2-K

Arm type
3D adjustable arms

RRP
£750



Back height adjustment



Gas lift adjustment



Weight tension control



Seat depth adjustment



Synchro seat & back tilt



Adjustable lumbar support

3
Years

Sway

The Sway operator chair provides harmony between form and function. Sway is all about encouraging movement, with a unique dynamic mechanism that allows for side-to-side movement, which helps users with twisting into unnatural positions to grab something just out of reach.

Width **690**
Depth **600**
Height **1045-1125**
Seat width **500**
Seat depth **500**
Seat height **460-540**
Back width **435**
Back height **675**



Code
SWY300K2-G

Description
3D adjustable arms

RRP
£462



Lateral back movement



Gas lift adjustment



Synchro seat & back tilt

Fabric operator chairs

These days it is not uncommon for people to sit for 8 or 9 hours a day at their desks without regular breaks so it is imperative that office workers have a chair that is comfortable and offers great functionality. Fabric task chairs offer more warmth than other materials and also come in the widest range of colour options which can be useful if you are trying to keep colours consistent throughout the office.



Fabric options



Available
now



Black
K/BLK



Blue
B/BLU



Burgundy
BU



Charcoal
C



Grey
G



Red
R

(Selected products)



Senza ergo
page 262



Jota ergo
page 262



Senza
page 263



Jota
page 263



Cornwall
page 264



Sofia
page 264



Martinez
page 265



Lucca
page 265



Tuscan
page 266



Tempo
page 266



Cavalier
page 267



Vantage 200
page 268



Vantage 100
page 268



Bilbao lumbar
page 269



Bilbao
page 269



Senza ergo

The Senza Ergo seating has been designed to function for heavy duty 24 hour usage in any task or office setting. With its extra high back and adjustable arms, Senza Ergo offers multiple enhanced ergonomic features based on how employees sit and move over the course of a day.

BS 5459-2000+A2:2008

Width **670**
Depth **500**
Height **1050-1180**
Seat width **520**
Seat depth **500**
Seat height **470-600**
Back width **450**
Back height **600**



Black
BLK



Blue
BLU

Code
SXERGOB

Arm type
Adjustable arms

RRP
£457



Back height adjustment



Back rake adjustment



Gas lift adjustment



Weight tension control



Seat depth adjustment



Adjustable lumbar pump



Jota ergo

The Jota Ergo 24 hour task chair is built for constant use, with a host of ergonomic features that facilitate all-day comfort. Ideal for call centres, hospitals and other institutions that require round-the-clock support, the extra high back & adjustable arms have been designed to increase user comfort & productivity.

BS 5459-2000+A2:2008

Width **680**
Depth **650**
Height **1050-1180**
Seat width **520**
Seat depth **500**
Seat height **470-600**
Back width **450**
Back height **590**



Black
BLK



Blue
BLU

Code
JXERGOB

Arm type
Adjustable arms

RRP
£433



Back height adjustment



Back rake adjustment



Gas lift adjustment



Weight tension control



Seat depth adjustment



Adjustable lumbar pump



Senza

Comfort, reliability and affordability are the key attributes of the Senza operators chair with its curvaceous profile and vast array of options. Equipped with ergonomic features, a high fabric back and 4 arm options, this operators chair easily provides the comfort needed for a long day at work.

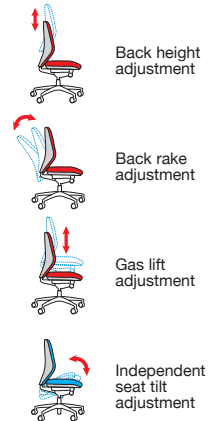
BS 5459-2000+A2:2008



Width **680**
Depth **650**
Height **950-1080**
Seat width **520**
Seat depth **500**
Seat height **470-600**
Back width **480**
Back height **590**



Code	Arm type	RRP
SH40-000	No arms	£273
SH43-000	Fixed arms	£292
SH44-000	Adjustable arms	£334
SH46-000	Folding arms	£346



Jota

Jota has a traditional oval shaped back design in a number of arm options, with high density seat and back foam for maximum user comfort. With so many adjustable settings, Jota offers the ideal configuration for any hard-worker, eliminating aches and pains associated with improper support.

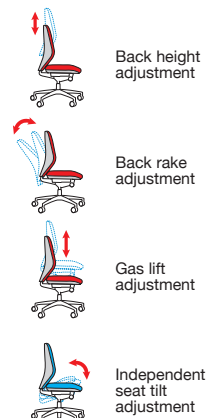
BS 5459-2000+A2:2008



Width **680**
Depth **650**
Height **970-1100**
Seat width **520**
Seat depth **500**
Seat height **470-600**
Back width **480**
Back height **510**



Code	Arm type	RRP
JH40-000	No arms	£254
JH43-000	Fixed arms	£273
JH44-000	Adjustable arms	£310
JH46-000	Folding arms	£327



2
Years

Cornwall


Designed for durability making it perfect for high-intensity environments like call centres, healthcare or public services where chairs need to perform all day, every day. The waterfall seat, soft padded arms and sculptured back delivers ergonomic comfort all day long.

EN 1335-1: 2000

Width **660**
Depth **675**
Height **1010-1165**
Seat width **500**
Seat depth **490**
Seat height **470-560**
Back width **505**
Back height **600**



Blue
B



Charcoal
C

Code
CWL300K2

Arm type
Adjustable arms

RRP
£430



Back height adjustment



Back rake adjustment



Gas lift adjustment



Seat depth adjustment



Independent seat tilt adjustment

2
Years

Sofia

Supreme comfort and classic design come together in the Sofia operators chair. With a pneumatic lumbar pad for ultimate comfort and a waterfall seat to reduce stress on the user's knees by having a downward slope at the edge of the seat cushion, Sofia will help you through those long hours at work.

EN 1335-1: 2000

Width **645**
Depth **720**
Height **1005-1095**
Seat width **510**
Seat depth **485**
Seat height **455-545**
Back width **510**
Back height **560**



Blue
B



Charcoal
C

Code
SOF300T1

Arm type
Adjustable arms

RRP
£356



Back height adjustment



Back rake adjustment



Gas lift adjustment



Lumbar support




Martinez

Martinez provides beautiful contemporary styling making it a trendy option for meetings and boardroom seating. Features include a diagonally patterned, curved back available in a grey fabric and panel stitching which highlights the design, finished with chrome arms for a stunning look.



Width **550**
Depth **700**
Height **970-1060**
Seat width **480**
Seat depth **500**
Seat height **495-585**
Back width **470**
Back height **585**



Grey
G

Code
MAR50004

Arm type
Fixed arms

RRP
£368



Gas lift adjustment



Weight tension control



Standard tilt lock



• Shown with optional glides




Lucca


Lucca is ideal for manager's offices and front of house areas where style and function are a top priority. The adjustable lumbar, high back, moulded seat and back ensure comfort whilst the gun metal nylon base and arms present a modern design that adds a rich pop of colour to your work space.



Width **625**
Depth **740**
Height **1100-1190**
Seat width **510**
Seat depth **485**
Seat height **465-565**
Back width **510**
Back height **690**



Blue
B



Charcoal
C

Code
LUC300T1

Arm type
Fixed arms

RRP
£296



Gas lift adjustment



Weight tension control



Standard tilt lock



Adjustable lumbar support





Tuscan

The Tuscan high back operators chair collection has a uniquely shaped back and headrest which ensures the chair adapts to the users back and provides just the right amount of comfort and support. Tuscan has ample cushioning whilst retaining a modern pillow design with sleek contours.

Width **690**
Depth **600**
Height **1150-1250**
Seat width **500**
Seat depth **530**
Seat height **470-570**
Back width **470**
Back height **730**



Black
K



Blue
B

Code
TUS300T1

Arm type
Pivot arms

RRP
£323



Gas lift adjustment



Weight tension control



Standard tilt lock



Pivot arms



Tempo

Whatever brings you to your office desk, you're going to need a chair to keep you comfy and ready for the working day. Tempo in a modern grey fabric is both stylish and functional, with chrome fixed arms and a 5 star base which makes the chair extremely mobile and ergonomic.

Width **600**
Depth **620**
Height **920-1120**
Seat width **475**
Seat depth **480**
Seat height **470-570**
Back width **425**
Back height **590**



Grey
G

Code
TEM300T1

Arm type
Fixed arms

RRP
£244



Gas lift adjustment



Weight tension control



Standard tilt lock





Cavalier

The Cavalier managers chair is a fabric chair in blue or charcoal, both carefully stitched and tufted for plush comfort and a most elegant look. The durable nylon 5 star base and easy glide castors offer maximum comfort and mobility for any office environment.

Width **620**
Depth **690**
Height **1010-1100**
Seat width **510**
Seat depth **470**
Seat height **450-540**
Back width **510**
Back height **650**



Blue
B



Charcoal
C

Code
CAV300T1

Arm type
Fixed arms

RRP
£236



Gas lift
adjustment



Weight tension
control



Standard
tilt lock





Vantage 200

The Vantage is a highly versatile office chair suitable for a wide array of different tasks and applications. Designed for users who demand comfort and the ability to tailor functions to fit any environment, this chair is the right choice for workstations, collaborative spaces, and everything in between.

EN 1335-1:2000 / EN 1335-2:2009



Width **480**
Depth **605**
Height **895-1005**
Seat width **480**
Seat depth **445**
Seat height **460-570**
Back width **450**
Back height **530**



Black
K



Blue
B



Charcoal
C



Red
R

Code

V200-00

V201-00

V202-00

Arm type

No arms

Fixed arms

Adjustable arms

RRP

£207

£240

£262



Gas lift adjustment



Back rake adjustment



Back height adjustment



Independent seat tilt adjustment



Vantage 100

The Vantage 100 fabric chairs are comfortable and affordable, no-nonsense, task chairs which are available from stock in multiple fabric finishes. The contoured seat, back height and back rake adjustment and adjustable seat height increase sitting ease for long periods of time.

EN 1335-1:2000 / EN 1335-2:2009



Width **480**
Depth **605**
Height **895-1005**
Seat width **480**
Seat depth **445**
Seat height **460-570**
Back width **450**
Back height **530**



Black
K



Blue
B



Burgundy
BU



Charcoal
C



Red
R

Code

V100-00

V101-00

V102-00

Arm type

No arms

Fixed arms

Adjustable arms

RRP

£175

£215

£241



Gas lift adjustment



Back rake adjustment



Back height adjustment






Bilbao Lumbar

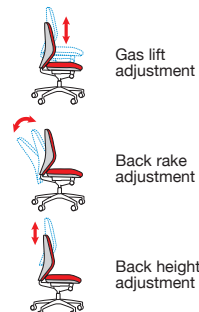
The Bilbao operators chair offers more choices than typical operator chairs with a sculptured foam seat, lumbar foam back support and multiple arm options to suit the preferences of office individuals, so you will struggle to find a more comfortable office chair, whilst maintaining a uniform look throughout the office.



Width 480
Depth 605
Height 975-1085
Seat width 480
Seat depth 445
Seat height 425-535
Back width 450
Back height 550



Code	Arm type	RRP
BILB1-L	No arms	£164
BIL308B1-L	Fixed arms	£201
BIL309B1-L	Adjustable arms	£225




Bilbao

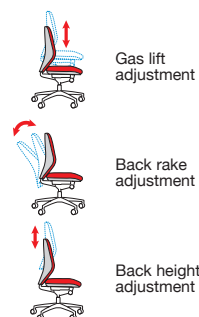
Bilbao is an entry level operators chair with a free floating back, designed for a custom supportive fit that will suit any preference or body type. The gas lift, back height and tilt mechanism are all easily adjusted for enhanced comfort to help the user stay relaxed and maximise productivity throughout the working day.



Width 480
Depth 605
Height 975-1085
Seat width 480
Seat depth 445
Seat height 425-535
Back width 450
Back height 550



Code	Arm type	RRP
BILB1	No arms	£162
BIL308B1	Fixed arms	£198
BIL309B1	Adjustable arms	£223



Fabric task chairs

	Office	Home*	Educational	Warranty	Weight capacity	Headrest	Arms	Finishes
Senza Ergo	✓	✓	✓	5 Years	150KG		ADJUSTABLE	 
Jota Ergo	✓	✓	✓	5 Years	150KG		ADJUSTABLE	 
Senza	✓	✓	✓	3 Years	130KG		NONE, FIXED, ADJUSTABLE, FOLDING	 
Jota	✓	✓	✓	3 Years	130KG		NONE, FIXED, ADJUSTABLE, FOLDING	 
Cornwall	✓		✓	2 Years	150KG		ADJUSTABLE	 
Sofia	✓		✓	2 Years	130KG		ADJUSTABLE	 
Martinez	✓			1 Year	115KG		FIXED	
Lucca	✓			1 Year	115KG		FIXED	 
Tuscan	✓			1 Year	115KG	✓	PIVOT	 
Tempo	✓	✓		1 Year	115KG		FIXED	
Cavalier	✓			1 Year	115KG		FIXED	 
Vantage 200	✓			2 Years	115KG		NONE, FIXED, ADJUSTABLE	   
Vantage 100	✓			2 Years	115KG		NONE, FIXED, ADJUSTABLE	   
Bilbao lumbar	✓			1 Year	115KG		NONE, FIXED, ADJUSTABLE	 
Bilbao	✓			1 Year	115KG		NONE, FIXED, ADJUSTABLE	 
Porter	✓		✓	2 Years	170KG		ADJUSTABLE	

*only suitable for home use when selected domestic fabrics are used

Arm height from floor	Gas lift adjustment	Back height adjustment	Back rake adjustment	Weight tension control	Tilt mechanism	Seat depth adjustment	Lumbar support	Certifications
670-845	✓	✓	✓	✓		✓	✓ ADJUSTABLE LUMBAR PUMP	BS 5459-2000+A2:2008
670-845	✓	✓	✓	✓		✓	✓ ADJUSTABLE LUMBAR PUMP	BS 5459-2000+A2:2008
	✓	✓	✓		✓ INDEPENDENT SEAT TILT			BS 5459-2000+A2:2008
	✓	✓	✓		✓ INDEPENDENT SEAT TILT			BS 5459-2000+A2:2008
670-825	✓	✓	✓		✓ INDEPENDENT SEAT TILT		✓ LUMBAR SUPPORT	EN 1335-1: 2000
640-830	✓	✓	✓				✓ ADJUSTABLE LUMBAR PUMP	EN 1335-1: 2000
680-770	✓			✓	✓ STANDARD TILT LOCK			
710-800	✓			✓	✓ STANDARD TILT LOCK		✓ ADJUSTABLE LUMBAR SUPPORT	
660-760	✓			✓	✓ STANDARD TILT LOCK		✓ LUMBAR SUPPORT	
650-750	✓			✓	✓ STANDARD TILT LOCK			
635-725	✓			✓	✓ STANDARD TILT LOCK			
	✓	✓	✓		✓ INDEPENDENT SEAT TILT			EN 1335-1:2000 / EN 1335-2:2009
	✓	✓	✓					EN 1335-1:2000 / EN 1335-2:2009
	✓	✓	✓				✓ LUMBAR SUPPORT	
	✓	✓	✓					
635-775	✓				✓ STANDARD TILT LOCK		✓ LUMBAR SUPPORT	

Mesh back task & operator

Research shows working in a hot office lowers productivity. Mesh office chairs are designed to allow a greater amount of air to circulate whilst you're sitting on them, which means people you'll beat the heat and be cooler overall whilst working. Mesh chairs are also usually quite lightweight, so they're equally easy to clean and maintain, without compromising on style.



Fabric options



Available
now



Black
K/BLK




Blue
B/BLU



Grey
G



Black air mesh seat
with black mesh back



(Selected products)



Sandro
page 274



Gemini
page 274



Senza Mesh
page 275



Jota Mesh
page 275



Ronan
page 276



Altino Mesh
page 276



Arcade
page 277



Travis
page 277



Curva
page 278



Napier
page 278



Tuscan Mesh
page 279



Orion
page 279



Solaris
page 280



Chord
page 280



Duffy
page 281



Hale
page 281



Tyler
page 282



Aurora
page 282



Jonas
page 283



Toto
page 283



Sandro

Sandro represents the modern style of mesh seating offering a refinement of function, comfort and style. The air mesh fabric waterfall seat, chrome detailing and stylish mesh back design make it a perfect fit for offices and workstations where users can sit in comfort for long periods.



Width **660**
Depth **660**
Height **1235-1335**
Seat width **520**
Seat depth **500**
Seat height **450-550**
Back width **480**
Back height **720-780**



Black air mesh seat with black mesh back

Code
SND300K2-K

Arm type
Adjustable arms

RRP
£403



Gas lift adjustment



Weight tension control



Synchro seat & back tilt lockable options



Adjustable lumbar support




Gemini

Gemini is the perfect chair for those who spend hours sitting at the computer, with adjustable arms and a padded headrest that can be locked in as well as the lumbar support. This stunning office chair can be adjusted to many positions to suit the unique requirements of the user.

EN 1335-1:2000 / EN 1335-2:2009

Width **490**
Depth **640**
Height **960-1085**
Seat width **490**
Seat depth **480**
Seat height **480-550**
Back width **460**
Back height **530**



Black air mesh seat with black mesh back

Code
GEM300K2
GEM301K2
GEM302K2

Arm type
No arms
Adjustable arms
Arms & headrest

RRP
£510
£570
£606



Back height adjustment



Gas lift adjustment



Weight tension control



Synchro seat & back tilt lockable options



Seat depth adjustment



Adjustable lumbar support



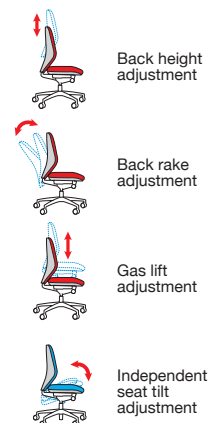
Senza Mesh

Comfort, reliability and affordability are the key attributes of the Senza operators chair with its curvaceous profile and vast array of options. Equipped with ergonomic features, a high mesh back and padded fabric seat. This operators chair easily provides the comfort needed for a long day at work. EN 1335-1:2000 / EN 1335-2:2009

Width **680**
Depth **650**
Height **950-1080**
Seat width **520**
Seat depth **500**
Seat height **470-600**
Back width **480**
Back height **590**



Code	Arm type	RRP
SM40-000	No arms	£297
SM43-000	Fixed arms	£327
SM44-000	Adjustable arms	£360
SM46-000	Folding arms	£384



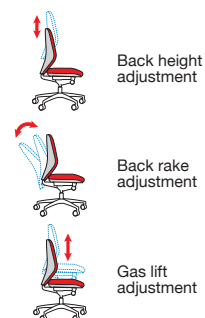
Jota Mesh

The Jota Mesh chair has a sleek design, multiple features and allows the user to enjoy the modern design without compromising on good ergonomic support. The Jota Mesh has a breathable, curved mesh back for increased ventilation, complemented by an upholstered seat for added comfort. EN 1335-1:2000 / EN 1335-2:2009

Width **670**
Depth **600**
Height **970-1090**
Seat width **470**
Seat depth **450**
Seat height **440-560**
Back width **430**
Back height **530**



Code	Arm type	RRP
VMH10-000	No arms	£235
VMH11-000	Fixed arms	£254
VMH12-000	Adjustable arms	£278






Ronan

The Ronan high mesh back operator chairs are a stylish and practical solution. Available with a black 5 star base Ronan utilises a combination of fabric and breathable mesh in its construction making this chair extremely comfortable for long hours of sitting, especially in the warmer months.

Width **630**
Depth **590**
Height **980-1060**
Seat width **510**
Seat depth **500**
Seat height **450-530**
Back width **480**
Back height **560**



Code
RON300T1

Arm type
Fixed arms

RRP
£341



Gas lift adjustment



Standard tilt lock



Adjustable lumbar support



Altino Mesh

With its clean, modern styling, Altino is guaranteed to provide a contemporary feel to any office environment, due to the multi functions and ergonomic design of the chair. The sculptured moulded foam seat combines with the breathable mesh back to keep users cool and comfortable.

EN 1335-1:2000 / EN 1335-2:2009

Width **670**
Depth **600**
Height **970-1090**
Seat width **470**
Seat depth **450**
Seat height **440-560**
Back width **430**
Back height **530**



Code
AH10-000
AH11-000
AH12-000

Arm type
No arms
Fixed arms
Adjustable arms

RRP
£243
£263
£288



Back height adjustment



Back rake adjustment



Gas lift adjustment




3
Years

Arcade

The design of the Arcade chair draws inspiration from classical yoga positions to make sitting an enjoyable experience at work. The black mesh back complements the light grey frame perfectly and the adjustable lumbar support keeps the user's back in contact with the back of the chair.



Width **635**
Depth **600**
Height **1000-1090**
Seat width **500**
Seat depth **500**
Seat height **460-550**
Back width **460**
Back height **560**



Grey fabric seat with
black mesh back

Code
ARC300T1-G

Arm type
Adjustable arms

RRP
£331



Gas lift
adjustment



Weight tension
control



Synchro
seat & back
tilt lockable options



Adjustable
lumbar
support

3
Years

Travis

The Travis mesh back operators chair has a sleek design, multiple features and The adjustable lumbar support provides the exact amount of back support customised for each individual user, with cushions that contour naturally around your lower body, and a breathable mesh back to keep you comfortable.



Width **640**
Depth **600**
Height **1000-1090**
Seat width **510**
Seat depth **510**
Seat height **450-540**
Back width **455**
Back height **575**



Grey fabric seat with
grey mesh back

Code
TVS300T1-K

Arm type
Adjustable arms

RRP
£264



Gas lift
adjustment



Weight tension
control




Adjustable
lumbar
support



Curva

The Curva high back executive mesh chair has been designed with a sculptured moulded foam seat and breathable mesh back. Aesthetics, form and function are merged seamlessly in the Curva ergonomic executive chair which is ideal for users who sit at a desk for most of the day.

Width **630**
Depth **690**
Height **1100-1175**
Seat width **480**
Seat depth **410**
Seat height **460-535**
Back width **500**
Back height **660**



Black air mesh seat
with black mesh back

Code
CUR300T1

Arm type
Pivot arms

RRP
£394



Gas lift
adjustment



Weight tension
control




Back rake
adjustment



Napier

The Napier operator chair provides exceptional back support through their open mesh-back construction and steel frame. The designer mesh seat, pivot arms and padded arm pads offer responsive movement and immediate comfort for collaborative work spaces, and a wide variety of applications.

Width **650**
Depth **595**
Height **1040-1120**
Seat width **490**
Seat depth **500**
Seat height **500-580**
Back width **465**
Back height **580**



Black air mesh seat
with black mesh back

Code
NAP300T1

Arm type
Pivot arms

RRP
£394



Gas lift
adjustment



Weight tension
control



Back rake
adjustment



Seat depth
adjustment



Adjustable
lumbar support

1
Year

Tuscan Mesh

The Tuscan chair has a uniquely shaped back and headrest which ensures the chair adapts to the users back and provides just the right amount of comfort and support. Tuscan has ample cushioning whilst retaining a modern pillow design with sleek contours.



Width 690
Depth 600
Height 1150-1250
Seat width 500
Seat depth 530
Seat height 470-570
Back width 470
Back height 730



Black fabric seat with
black mesh back

Code
TUS300T1

Arm type
Pivot arms

RRP
£267



Gas lift
adjustment



Weight tension
control



Standard
tilt lock

1
Year

Orion

The Orion fabric mesh operators chair has been ergonomically designed for healthy seating and wellbeing. Suitable for any work space, Orion has pivot arms and an injection moulded back with mesh upholstery to keep the user well supported and comfortable throughout the day.



Width 630
Depth 610
Height 895-995
Seat width 480
Seat depth 500
Seat height 440-540
Back width 470
Back height 500



Black air mesh seat
with black mesh back

Code
ORN300T1-K

Arm type
Pivot arms

RRP
£267



Gas lift
adjustment



Weight tension
control



Standard
tilt lock



Solaris

The Solaris chair has a stylish injection moulded back with breathable mesh and a sculptured lumbar adjustment, which allows the user to sit with optimal comfort and personalised support. Its ergonomic design promotes circulation, to increase energy and improve productivity in the workplace.

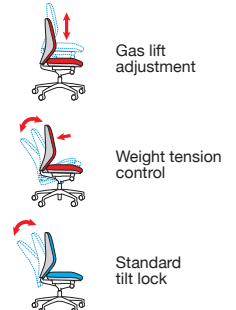
Width **630**
Depth **610**
Height **1070-1170**
Seat width **490**
Seat depth **510**
Seat height **470-570**
Back width **500**
Back height **670**



Code
SOL300T1-K

Arm type
Fixed arms


RRP
£245



Chord

Enjoy the executive style of the ultra-comfy Chord office chair which is the ideal accompaniment to any home office setting. The high back chair has a grey fabric seat and headrest, together with a breathable mesh back to keep you comfortable and cool and ready for the task at hand.

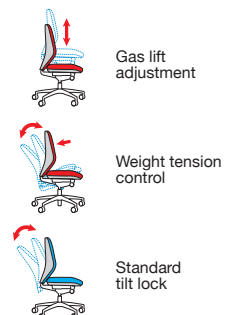
Width **610**
Depth **640**
Height **1090-1180**
Seat width **495**
Seat depth **490**
Seat height **450-540**
Back width **470**
Back height **740**



Code
CHO300T1-G

Arm type
Fixed arms

RRP
£244





Duffy

Duffy is a well-designed office chair that is proof that ergonomic and affordable are not mutually exclusive. The completely mesh back is ideal for allowing air to flow through the chair, and the Duffy chair with its fixed pointing arms and pleasingly curved back, does well on both these accounts.



Width **600**
Depth **600**
Height **955-1055**
Seat width **470**
Seat depth **550**
Seat height **450-550**
Back width **450**
Back height **520**



Black air mesh seat
with black mesh back

Code
DFY300T1-K

Arm type
Fixed arms

RRP
£233



Gas lift
adjustment



Weight tension
control



Standard
tilt lock



Hale

The Hale mesh back operator chair is perfect for someone who is looking for an office chair with all the important basic features, and at a reasonable price. This chair allows you to adjust for height and seat angle with simple controls, as well as tilt-back control, to make you as comfortable as possible.



Width **700**
Depth **550**
Height **985-1085**
Seat width **500**
Seat depth **520**
Seat height **450-550**
Back width **485**
Back height **545**



Black air mesh seat
with black mesh back

Code
HAL300T1-K

Arm type
Fixed arms

RRP
£224



Gas lift
adjustment



Weight tension
control



Standard
tilt lock






Tyler

Tyler is an infinitely stylish, contemporary mesh back task chair that offers an executive feel in the constraints of a task chair. The chair comes with a modern white frame and integrated fixed arms with a contrasting black fabric seat pad, and the five-star curved base comes as standard in white.



Width **560**
Depth **515**
Height **915-980**
Seat width **480**
Seat depth **480**
Seat height **470-545**
Back width **425**
Back height **415**



Black air mesh seat
with black mesh back

Code
TYL-300T1

Arm type
Fixed arms

RRP
£206



Gas lift
adjustment



Weight tension
control



Standard
tilt lock




Aurora

The Aurora high back mesh operators chair with black PU headrest is a real statement piece. Designed with durability and comfort in mind with an internal steel frame and deep padded black air mesh seat, Aurora enjoys an ultra contemporary design to style any office.



Width **600**
Depth **660**
Height **1085-1185**
Seat width **450**
Seat depth **480**
Seat height **460-560**
Back width **470**
Back height **700**



Black air mesh seat
with black mesh back

Code
AUR300T1-K

Arm type
Fixed arms

RRP
£205



Gas lift
adjustment



Weight tension
control



Standard
tilt lock




Jonas

If you're looking for a no frills ergonomic office chair that's built to last and with decent back support, then you simply can't go wrong with the Jonas operators chair. Although this office chair has a minimalist design, it remains a stylish option for your home or workspace.



Width **580**
Depth **550**
Height **940-1070**
Seat width **490**
Seat depth **490**
Seat height **440-570**
Back width **450**
Back height **490**



Black fabric seat with
black mesh back

Code
JNS300T1-K

Arm type
Fixed arms

RRP
£198



Gas lift
adjustment



Weight tension
control



Standard
tilt lock




Toto

Not only does this office chair's mesh back keep you cool, it is also designed with contours that cup your spine for optimal lumbar support. The gently curved backrest on the Toto chair follows the shape of your spine, and the mesh material allows ventilation even after prolonged contact.



Width **620**
Depth **550**
Height **920-1010**
Seat width **480**
Seat depth **465**
Seat height **420-510**
Back width **430**
Back height **510**

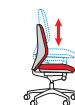


Black fabric seat with
black mesh back

Code
TOT300T1-K

Arm type
Fixed arms

RRP
£198



Gas lift
adjustment



Weight tension
control



Standard
tilt lock



	Office	Home*	Educational	Warranty	Weight capacity	Headrest	Arms	Finishes	Arm height from floor
Gemini	✓		✓	3 Years	130KG	✓	NONE, ADJUSTABLE		650-750
Sandro	✓		✓	3 Years	130KG	✓	ADJUSTABLE		660-760
Senza Mesh	✓	✓	✓	3 Years	130KG		NONE, FIXED, ADJUSTABLE, FOLDING	 	
Jota Mesh	✓		✓	2 Years	130KG		NONE, FIXED, ADJUSTABLE	 	
Ronan	✓		✓	2 Years	115KG		FIXED	 	660-740
Altino Mesh	✓		✓	3 Years	130KG		NONE, FIXED, ADJUSTABLE	 	
Arcade	✓	✓	✓	3 Years	130KG		ADJUSTABLE		705-775
Travis	✓	✓	✓	3 Years	130KG		ADJUSTABLE		635-715
Curva	✓			1 Year	115KG	✓	PIVOT		640-715
Napier	✓		✓	1 Year	115KG		PIVOT		690-770
Tuscan Mesh	✓			1 Year	115KG	✓	PIVOT		660-760
Orion	✓			1 Year	115KG		PIVOT		620-720
Solaris	✓			1 Year	115KG	✓	FIXED		635-735
Chord	✓	✓	✓	1 Year	115KG	✓	FIXED		670-760
Duffy	✓			1 Year	115KG		FIXED		640-740
Hale	✓			1 Year	115KG		FIXED		645-745
Tyler	✓			1 Year	115KG		FIXED		610-690
Aurora	✓			1 Year	115KG	✓	FIXED		650-745
Jonas	✓			1 Year	115KG		FIXED		620-750
Toto	✓			1 Year	115KG		FIXED		640-730
Isla	✓		✓	2 Years	170KG		ADJUSTABLE		640-780

*only suitable for home use when selected domestic fabrics are used

Gas lift adjustment	Back height adjustment	Back rake adjustment	Weight tension control	Tilt mechanism	Seat depth adjustment	Lumbar support	Certifications
✓	✓		✓	✓ SYNCHRO SEAT & BACK		✓ ADJUSTABLE LUMBAR	EN 1335-1:2000 / EN 1335-2:2009
✓			✓	✓ SYNCHRO SEAT & BACK		✓ ADJUSTABLE LUMBAR	
✓	✓	✓		✓ INDEPENDENT SEAT TILT			EN 1335-1:2000 / EN 1335-2:2009
✓	✓	✓					EN 1335-1:2000 / EN 1335-2:2009
✓				✓ STANDARD TILT LOCK		✓ ADJUSTABLE LUMBAR	
✓	✓	✓					EN 1335-1:2000 / EN 1335-2:2009
✓			✓	✓ SYNCHRO SEAT & BACK		✓ ADJUSTABLE LUMBAR	
✓			✓			✓ ADJUSTABLE LUMBAR	
✓		✓	✓			✓ LUMBAR SUPPORT	
✓		✓	✓		✓	✓ ADJUSTABLE LUMBAR	
✓			✓	✓ STANDARD TILT LOCK		✓ LUMBAR SUPPORT	
✓			✓	✓ STANDARD TILT LOCK		✓ LUMBAR SUPPORT	
✓			✓	✓ STANDARD TILT LOCK		✓ LUMBAR SUPPORT	
✓			✓	✓ STANDARD TILT LOCK			
✓			✓	✓ STANDARD TILT LOCK			
✓			✓	✓ STANDARD TILT LOCK		✓ LUMBAR SUPPORT	
✓			✓	✓ STANDARD TILT LOCK		✓ LUMBAR SUPPORT	
✓			✓	✓ STANDARD TILT LOCK			
✓			✓	✓ STANDARD TILT LOCK		✓ LUMBAR SUPPORT	
✓				✓ STANDARD TILT LOCK			

Grandeur Heavy-Duty

Just as its name suggests, grandeur heavy duty office chairs are designed for the big and the tall. Also known as bariatric chairs, they are characterised by their high weight capacity designed to safely handle heavy loads. Higher and wider backrests, thicker padding, wider seats, plus reinforced frames, bases, and armrests all come together for comfortable office chairs to make the workday easier and help prevent health problems in the future.



Fabric options



Available
now



Facile
page 288



Facile Headrest
page 288



Porter
page 289



Isla
page 289



Facile

Facile is the perfect chair for those who spend hours sitting at the computer and then quick to change between shifts, with adjustable 4D arms, an adjustable lumbar support and a weight capacity of up to 30 stone. Fully public sector approved, Facile can be adjusted to many positions to suit the unique needs of the user.

Width **680**
Depth **600**
Height **1020-1130**
Seat width **480**
Seat depth **450**
Seat height **400-510**
Back width **500**
Back height **610**



Code	Arms	Band A	Band B	Band C	Band D	Band E
FCL200	Adjustable 4D	£586	£621	£656	£691	£726



Gas lift adjustment



Synchro seat & back tilt lockable options



Adjustable lumbar support



Seat depth adjustment



Facile with Headrest

For generously sized seating that is durable, comfortable and attractive, the Facile task chair really is the perfect choice. Highlights include the 4D adjustable arms, synchronised mechanism, 110mm adjustable lumbar support, weight capacity of up to 30 stone, fabric headrest and breathable mesh back which harmonise nicely in a variety of environments.

Width **680**
Depth **600**
Height **1220-1330**
Seat width **480**
Seat depth **450**
Seat height **400-510**
Back width **500**
Back height **610**



Code	Arms	Band A	Band B	Band C	Band D	Band E
FCLH200	Adjustable 4D	£644	£679	£715	£749	£785



Gas lift adjustment



Synchro seat & back tilt



Adjustable lumbar support



Seat depth adjustment



Porter

Porter is a heavy duty operator chair for usage up to 27 stone that offers extraordinary comfort for less money. The secret to comfort is its high-performance foam formulation and high quality, strong and sturdy materials making it ideal for constant commercial use including shift workers, call centres and security.



Width **700**
Depth **710**
Height **1050-1125**
Seat width **545**
Seat depth **505**
Seat height **480-555**
Back width **535**
Back height **620**



Black

Code
POR300T1-K

Arm type
Adjustable arms

RRP
£450



Gas lift
adjustment

Standard
tilt lock




Isla

If you're looking for a heavy duty mesh office chair then look no further than the Isla bariatric chair. Isla adjusts easily to provide supportive seating for people small and large, designed to sit users of up to 27 stone for 24 hours a day while also providing adjustability unlike many other heavy duty chairs.



Width **740**
Depth **665**
Height **1010-1100**
Seat width **585**
Seat depth **520**
Seat height **470-560**
Back width **480**
Back height **605**



Black fabric seat with
black mesh back

Code
ISL300T1-K

Arm type
Adjustable arms

RRP
£400



Gas lift
adjustment

Standard
tilt lock



Adjustable
lumbar
support



Leather Executive Seating

Company executives and managers are typically incredibly busy people that have to work at their desk for long periods, and good executive seating needs to provide support to the whole body to work with as little discomfort as possible. Of course, leather office chairs are stylish and aesthetically pleasing, whilst at the same time playing an important role in the décor of the interior office design.



Fabric options



Available
now



Black leather
faced



Black faux
leather



Brown leather
faced



Faux leather
with red trim

(Selected products)



Franklin
page 292



Florence
page 292



Zeus High
page 293



Zeus Medium
page 293



Bari High
page 294



Bari Medium
page 294



Odessa
page 295



Palermo
page 295



Derby
page 296



Jensen
page 296



Catania
page 297



Martinez
page 297



Noble
page 298



Tuscan
page 298



Somerset
page 299



Nantes
page 299



King
page 300



Hertford
page 300



Cavalier
page 301



Ascona
page 301



Franklin

Franklin is a deluxe high back executive chair which has a professional, contemporary style. The sculptured seat cushion alleviates the pressure on lower legs and knees while seated and the fully adjustable arms and headrest easily provide the comfort needed for a long day at the office.

BS 5459-2000+A2:2008

Width **665**
Depth **645-695**
Height **1225-1430**
Seat width **520**
Seat depth **460**
Seat height **480-555**
Back width **510**
Back height **600**



Faux
Leather

Code
FRA400K2

Arm type
Adjustable arms

RRP
£606



Back height
adjustment



Gas lift
adjustment



Weight tension
control



Back rake
adjustment



Seat depth
adjustment



Synchro
seat & back
tilt lockable options



Florence

Inspired by Italian design, Florence features black leather on all seating surfaces and a polished chrome base and arms which complement the leather nicely. Besides looking stunning, the Florence chair also has several ergonomic features including lumbar support and a deep padded seat.

Width **605**
Depth **655**
Height **1095-1185**
Seat width **520**
Seat depth **500**
Seat height **485-575**
Back width **525**
Back height **680**



Faux
Leather

Code
FLO300T1

Arm type
Fixed arms

RRP
£573



Gas lift
adjustment



Weight tension
control



Standard
tilt lock



Zeus High

Named after the god of the sky, the Zeus high back chair boasts refined precision with seductive elegance. Zeus has a triple paddle multi-functional mechanism and represents the executive standard in seating, designed for both style conscious executives and for challenging 24 hour environments. BS 5459-2000+A2:2008



Width **670**
Depth **665**
Height **1140-1300**
Seat width **525**
Seat depth **460**
Seat height **480-570**
Back width **490**
Back height **685**



Faux
Leather

Code
ZEU300K2

Description
High back

RRP
£558



Back height
adjustment



Gas lift
adjustment



Weight tension
control



Back rake
adjustment



Seat depth
adjustment



Independent
seat tilt



Zeus Medium

Zeus is also available as a medium back chair with a lower back fits like a glove and gives long-lasting comfort. The Zeus chair is crafted according to weight distribution principles and delivers an exciting seating experience, offering an unprecedented elegance that indulges users with maximum comfort. BS 5459-2000+A2:2008



Width **670**
Depth **665**
Height **1015-1175**
Seat width **525**
Seat depth **460**
Seat height **480-570**
Back width **490**
Back height **560**



Faux
Leather

Code
ZEU200K2

Description
Medium back

RRP
£463



Back height
adjustment



Gas lift
adjustment



Weight tension
control



Back rake
adjustment



Seat depth
adjustment



Independent
seat tilt



Bari High

The Bari executive chair is perfect for adding a touch of style to your office. The contemporary black ribbed faux leather faced design has a high back that will add some much needed comfort to employees and visitors, with chrome arms and a chrome base that will always look sleek and stylish.

Width **540**
Depth **770**
Height **1020-1120**
Seat width **495**
Seat depth **500**
Seat height **430-530**
Back width **470**
Back height **660**



Faux
Leather

Code
BARI300T1

Description
High back

RRP
£462



Gas lift
adjustment



Weight tension
control



Standard
tilt lock



Bari Medium

Bari is also available as a medium back leather executive chair featuring all-around comfort to your body. It is scientifically and efficiently designed to assure soft support and spinal alignment with the ribbed design, with lumbar support and a tilting mechanism that brings an unparalleled sitting experience.

Width **540**
Depth **770**
Height **820-920**
Seat width **495**
Seat depth **500**
Seat height **430-530**
Back width **470**
Back height **460**



Faux
Leather

Code
BARI200T1

Description
Medium back

RRP
£356



Gas lift
adjustment



Weight tension
control



Standard
tilt lock





Odessa

With a high back and sleek modern design, the Odessa faux leather managers chair will help executives get the respect they deserve. For some added flair, the chrome base of this managers chair has an attractive contrast to the well-padded black seat and adjustable arms.



Width 670
Depth 670
Height 1180-1260
Seat width 520
Seat depth 530
Seat height 480-560
Back width 510
Back height 850



Faux
Leather

Code
ODE300T1

Arm type
Adjustable arms

RRP
£443



Gas lift
adjustment



Weight tension
control



Locking
tilt lock



Palermo

Palermo is a luxurious leadership chair that combines comfortable double padding with classic faux leather. With its contemporary design, lumbar support and stylish arms, Palermo is the seat of comfort for the head of a boardroom conference table or the corner office.



Width 645
Depth 720
Height 1105-1180
Seat width 530
Seat depth 520
Seat height 505-575
Back width 530
Back height 705



Black faux
Leather

Code
PAL300K2

Arm type
Fixed arms

RRP
£399



Gas lift
adjustment



Weight tension
control



Knee tilt
adjustment

2
Years

Derby

The Derby high back executive chair is an ideal solution for any professional environment, upholstered in a black faux leather with mesh side panels to aid ventilation throughout the day. The waterfall seat and contoured back provide top ergonomic support, easing stress at crucial points.



Width **675**
Depth **785**
Height **1160-1230**
Seat width **545**
Seat depth **545**
Seat height **490-550**
Back width **530**
Back height **755**



Faux
Leather

Code**DER300T1-BLK****Arm type**

Fixed arms

RRP**£399**

Gas lift
adjustment



Weight tension
control



Standard
tilt lock

1
Year

Jensen

Jensen is a managers chair inspired by racing car seats and specially designed to be used when working at a desk for long periods of time. Supporting the natural S-curve of your back whilst holding the user in the chair for comfort, with the high back for additional head support.



Width **680**
Depth **720**
Height **1160-1255**
Seat width **560**
Seat depth **490**
Seat height **470-565**
Back width **510**
Back height **780**



Faux Leather
with Red Trim

Code**JEN300T1****Arm type**

Fixed arms

RRP**£394**

Gas lift
adjustment



Weight tension
control



Locking
tilt lock





Catania

Catania is the ultimate statement piece for the workplace. Boasting an abundance of deep fluted foam padding and folds of brown leather, the Catania managers chair bulges with support padding on the back, seat and arms which complement the waterfall seat design.



Width **645**
Depth **760**
Height **1095-1185**
Seat width **520**
Seat depth **520**
Seat height **510-600**
Back width **520**
Back height **700**



Brown Leather
Faced

Code
CAT300T1

Arm type
Fixed arms

RRP
£368



Gas lift
adjustment



Weight tension
control



Standard
tilt lock



Martinez

Martinez provides beautiful contemporary styling making it a trendy option for managers. Features include a diagonally patterned, curved back available in a black leather and panel stitching which highlights the design, finished with chrome padded arms for a stunning looking executive chair.



Width **550**
Depth **700**
Height **970-1060**
Seat width **480**
Seat depth **460**
Seat height **495-585**
Back width **470**
Back height **585**



Faux
Leather

Code
MAR50004

Arm type
Fixed arms

RRP
£368



Gas lift
adjustment



Weight tension
control



Standard
tilt lock



• Shown with optional glides



Noble

Noble is a black faux leather, high back managers chair that is designed for comfort with a look that would fit any workplace. The swivel base and high back on this executive office chair offer maximum comfort and mobility and the adjustable seat features thick padding covered in soft and supple bonded leather.



Width **690**
Depth **690**
Height **1245-1345**
Seat width **540**
Seat depth **530**
Seat height **490-590**
Back width **540**
Back height **860**



Faux
Leather

Code
NBO300T1

Arm type
Fixed arms

RRP
£323



Gas lift
adjustment



Weight tension
control



Locking
tilt lock



Tuscan

The Tuscan high back managers chair has a uniquely shaped back and headrest which ensures the chair adapts to the users back and provides just the right amount of comfort and support. Available in black leather, Tuscan has ample cushioning whilst retaining a modern pillow design.



Width **690**
Depth **600**
Height **1150-1250**
Seat width **500**
Seat depth **530**
Seat height **470-570**
Back width **470**
Back height **730**



Faux
Leather

Code
TUS300T1-BLK

Arm type
Pivot arms

RRP
£323



Gas lift
adjustment



Weight tension
control



Standard
tilt lock





Somerset

The Somerset executive chair features a high back with headrest and a stylish black leather faced finish for a bold appearance. Somerset is designed for long work sessions with supreme padding, a pronounced lumbar and waterfall seat design that lets you take care of business.



Width **630**
Depth **720**
Height **1100-1190**
Seat width **490**
Seat depth **485**
Seat height **500-590**
Back width **490**
Back height **710**

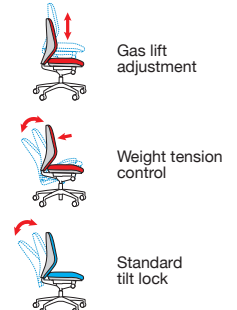


Faux
Leather

Code
SOM300T1

Arm type
Fixed arms

RRP
£313



Nantes

The Nantes chair is the ideal accompaniment to the workplace or managers office with its black faux leather stylish profile. Featuring a breathable mesh and back side panel, Nantes also has a deep seat, a padded back and upholstered arms that will ensure the user is supremely comfortable.



Width **645**
Depth **720**
Height **1080-1180**
Seat width **515**
Seat depth **500**
Seat height **510-600**
Back width **515**
Back height **725**

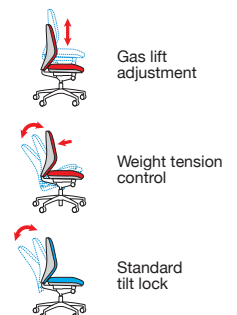


Faux
Leather

Code
NAN300T1

Arm type
Fixed arms

RRP
£296





King

King is a well-designed, leather faced managers chair with waterfall seat padding and back cushions that provide executive comfort while working at your desk. King features fixed arm rests, high back support, and a 5 star base for quick movement around desk or office.



Width **645**
Depth **720**
Height **1190-1180**
Seat width **515**
Seat depth **500**
Seat height **510-600**
Back width **520**
Back height **750**



Faux
Leather

Code
KNG300T1

Arm type
Fixed arms

RRP
£293



Gas lift
adjustment



Weight tension
control



Standard
tilt lock



Hertford

The ruched upholstery details and plush comfort make Hertford a prestigious choice for executives. Finished in black leather with fixed black arms, the Hertford managers chair has a chrome base with easy glide castors which are perfect for hard surfaces.



Width **620**
Depth **735**
Height **1090-1180**
Seat width **490**
Seat depth **490**
Seat height **495-585**
Back width **485**
Back height **665**



Leather
Faced

Code
HER300T1

Arm type
Fixed arms

RRP
£262



Gas lift
adjustment



Weight tension
control



Standard
tilt lock



Cavalier

The Cavalier managers chair is a soft, supple leather faced chair carefully stitched and tufted for plush comfort for a most elegant look. The durable nylon 5 star base and easy glide castors offer maximum comfort and mobility for any office environment.

BS1335-1:2000

Width **620**
Depth **690**
Height **1010-1100**
Seat width **510**
Seat depth **470**
Seat height **450-540**
Back width **510**
Back height **650**



Leather
Faced

Code
CAV300T1

Arm type
Fixed arms

RRP
£218



Gas lift
adjustment



Weight tension
control



Standard
tilt lock



Ascona

With a focus on comfort and support, the Ascona high back managers chair will not look out of place in any office setting. Upholstered with high quality synthetic leather and extra plush padding, this sturdy black chair is supported by a black base making it easy to move around.

Width **620**
Depth **630**
Height **1040-1140**
Seat width **500**
Seat depth **500**
Seat height **430-530**
Back width **490**
Back height **680**



Faux
Leather

Code
ASC300T1

Arm type
Fixed arms

RRP
£194



Gas lift
adjustment























Weight tension
control



Standard
tilt lock

Leather executive chairs

	Office	Home	Educational	Warranty	Weight capacity	Headrest	Arms	Finishes
Franklin	✓	✓	✓	2 Years	150KG	✓	ADJUSTABLE	
Florence	✓	✓	✓	2 Years	150KG	✓	FIXED	
Zeus High	✓	✓	✓	2 Years	150KG	✓	ADJUSTABLE	
Zeus Medium	✓	✓	✓	2 Years	150KG		ADJUSTABLE	
Bari High	✓	✓	✓	2 Years	130KG	✓	FIXED	
Bari Medium	✓	✓	✓	2 Years	130KG		FIXED	
Odessa	✓	✓	✓	2 Years	115KG	✓	ADJUSTABLE	
Palermo	✓	✓	✓	2 Years	115KG	✓	FIXED	
Derby	✓	✓	✓	2 Years	115KG	✓	FIXED	
Jensen	✓	✓		1 Year	115KG	✓	FIXED	
Catania	✓	✓		1 Year	115KG	✓	FIXED	
Martinez	✓			1 Year	115KG		FIXED	
Noble	✓			1 Year	115KG	✓	FIXED	
Tuscan	✓			1 Year	115KG	✓	PIVOT	
Somerset	✓	✓		1 Year	115KG	✓	FIXED	
Nantes	✓	✓		1 Year	115KG		FIXED	
King	✓			1 Year	115KG	✓	FIXED	
Hertford	✓			1 Year	115KG	✓	FIXED	
Cavalier	✓			1 Year	115KG		FIXED	
Ascona	✓			1 Year	110KG		FIXED	

Arm height from floor	Gas lift adjustment	Back height adjustment	Back rake adjustment	Weight tension control	Tilt mechanism	Seat depth adjustment	Lumbar support	Certifications
700-860	✓	✓	✓	✓	✓ SYNCHRO SEAT & BACK	✓	✓ LUMBAR SUPPORT	BS 5459-2000+A2:2008
670-760	✓			✓	✓ STANDARD TILT LOCK		✓ LUMBAR SUPPORT	
680-830	✓	✓	✓	✓	✓ INDEPENDENT SEAT TILT	✓		BS 5459-2000+A2:2008
680-830	✓	✓	✓	✓	✓ INDEPENDENT SEAT TILT	✓		BS 5459-2000+A2:2008
690-770	✓			✓	✓ STANDARD TILT LOCK			
690-770	✓			✓	✓ STANDARD TILT LOCK			
670-750	✓			✓	✓ LOCKING TILT LOCK		✓ LUMBAR SUPPORT	
670-745	✓			✓	✓ KNEE TILT ADJUSTMENT		✓ LUMBAR SUPPORT	
665-735	✓			✓	✓ STANDARD TILT LOCK		✓ LUMBAR SUPPORT	
715-810	✓			✓	✓ LOCKING TILT LOCK		✓ LUMBAR SUPPORT	
710-800	✓			✓	✓ STANDARD TILT LOCK		✓ LUMBAR SUPPORT	
680-770	✓			✓	✓ STANDARD TILT LOCK			
690-770	✓			✓	✓ LOCKING TILT LOCK		✓ LUMBAR SUPPORT	
660-760	✓			✓	✓ STANDARD TILT LOCK		✓ LUMBAR SUPPORT	
670-760	✓			✓	✓ STANDARD TILT LOCK		✓ LUMBAR SUPPORT	
685-775	✓			✓	✓ STANDARD TILT LOCK		✓ LUMBAR SUPPORT	
650-740	✓			✓	✓ STANDARD TILT LOCK		✓ LUMBAR SUPPORT	
675-765	✓			✓	✓ STANDARD TILT LOCK		✓ LUMBAR SUPPORT	
635-725	✓			✓	✓ STANDARD TILT LOCK		✓ LUMBAR SUPPORT	BS1335-1:2000
650-750	✓			✓	✓ STANDARD TILT LOCK			

Cantilever Meeting Chairs

Conference rooms and other meeting areas will benefit from being furnished with high quality, stylish meeting room chairs in order to engage guests and employees. Conference chairs offer a stylish, comfortable way to meet with your work colleagues. The conference room can become crucial to impressing your potential business clients or for your own in house meetings.



Fabric options



Available
now



Black faux
leather



Black
fabric



Black air mesh seat
with black mesh back

(Selected products)



Limoges
page 306



Bari
page 306



Derby
page 307



Noble
page 307



Cavalier
page 308



Bruges
page 308



Essen
page 309



Solaris
page 309



Jonas
page 310



Toto
page 310



Limoges

The Limoges visitors chair has a modern, comfortable and fashionable look. The black leather faced chair complements the chrome detailing on the stylish arms and cantilever frame to create a timeless, modern design that is set to make an impression in the office.



Width **630**
Depth **660**
Height **1050**
Seat width **510**
Seat depth **510**
Seat height **500**
Back width **490**
Back height **655**



Faux
Leather

Code
LIM100C1

Arm type
Fixed arms

RRP
£463



Bari

The Bari executive visitors chair is perfect for adding a touch of style to your office or conference room. The classic black ribbed faux leather design will add some much-needed comfort to employees and visitors, with chrome arms and a chrome base that will always looking sleek and stylish.



Width **560**
Depth **575**
Height **870**
Seat width **490**
Seat depth **445**
Seat height **450**
Back width **470**
Back height **450**



Faux
Leather

Code
BARI100C1

Arm type
Fixed arms

RRP
£439





Derby

The Derby visitors chair is an ideal solution for any professional environment, in a black faux leather finish with mesh side panels to aid ventilation throughout the working day. The waterfall seat and contoured back provide top ergonomic support, easing stress at crucial points.

Width **630**
Depth **550**
Height **950**
Seat width **470**
Seat depth **450**
Seat height **470**
Back width **430**
Back height **530**



Faux
Leather

Code

DER100C1-BLK

Arm type

Fixed arms

RRP

£374



Noble

The Noble visitors chair is designed for comfort with a look that would fit any office or conference room. The high back and thick padding covered in soft and supple faux leather and white stitching detail looks great with the padded fixed arms featuring black trim to match the chrome cantilever base.

Width **640**
Depth **710**
Height **1200**
Seat width **500**
Seat depth **520**
Seat height **510**
Back width **500**
Back height **740**



Faux
Leather

Code

NBO100C1

Arm type

Fixed arms

RRP

£289





Cavalier

The Cavalier visitors chair will make a stunning addition to any conference room or waiting area. The soft, supple leather faced chair is carefully stitched and tufted for plush comfort, which is enhanced by the black cantilever frame and matching fixed arms for a classic feel.

Width **630**
Depth **610**
Height **1010**
Seat width **520**
Seat depth **460**
Seat height **470**
Back width **495**
Back height **605**



Faux
Leather

Code
CAV100C1

Arm type
Fixed arms

RRP
£218



Bruges

The cool, contemporary Bruges meeting chair is durably constructed for long-term enjoyment and comfort. They have plush faux leather faced half backs and seats which are held firmly in place by a chrome cantilever support system and upholstered armrests for added comfort.

Width **570**
Depth **580**
Height **780**
Seat width **485**
Seat depth **345**
Seat height **445**
Back width **480**
Back height **295**



Faux
Leather

Code
BRU100C1

Description
Fixed arms

RRP
£532



Sold in
Multiples





Essen

Essen's chrome cantilever frame and leather faced seat and back offers a sophisticated style with a hint of retro. Available in black or grey with matching padded arms, the smoothly shaped seat and back gently cradle and support the body, providing lateral and lumbar support when in use.



Width **555**
Depth **605**
Height **885**
Seat width **480**
Seat depth **430**
Seat height **460**
Back width **480**
Back height **470**



Black faux
Leather
K



Grey faux
Leather
G



Stackable

Code
ESS100S2

Description
Fixed arms

RRP
£245



Solaris

The Solaris mesh back visitors chair has a stylish injection moulded back with breathable mesh and a sculptured lumbar adjustment, which allows the user to sit with optimal comfort and personalised support. Its ergonomic design can increase energy and improve productivity.

Width **650**
Depth **600**
Height **920**
Seat width **490**
Seat depth **500**
Seat height **470**
Back width **480**
Back height **520**



Black air mesh seat
with black mesh back



Code
SOL100C1-K

Arm type
Fixed arms

RRP
£205






Jonas

Create a comfortable, yet functional visitor area without breaking the bank with the Jonas visitors chair. Jonas offers a stylish back design and comes with fixed arms and a chrome base as standard. The mesh back allows air flow to the users back throughout long meetings.

Width **570**
Depth **550**
Height **930**
Seat width **490**
Seat depth **490**
Seat height **420**
Back width **440**
Back height **490**



Black fabric seat with
black mesh back

Code
JNS100C1-K

Arm type
Fixed arms


RRP
£198



Toto

The Toto visitors chair provides the perfect seating for visitors to the office with its gently curved backrest and comfortable soft moulded foam. Ideal for use in meeting spaces and training rooms, it features a chrome cantilever frame and the mesh back is designed to keep the user cool and relaxed.

Width **610**
Depth **550**
Height **950**
Seat width **475**
Seat depth **460**
Seat height **420**
Back width **440**
Back height **510**



Black fabric seat with
black mesh back

Code
TOT100C1-K

Arm type
Fixed arms

RRP
£198



CANTILEVER CHAIRS

MEETING & VISITOR SEATING



MEETING CHAIRS

“Leather, fabric and mesh back chairs”

Multi-Purpose Chairs

Depending on your requirements, multi-purpose chairs can serve many different purposes, offering a flexible solution when seating is required for various areas in the workspace. Not all companies have formal canteens and breakout spaces, but all companies need to get people away from their desks, so multi-purpose furniture provides the ideal solution for informal spaces within the office.



Fabric options



Available
now



Frame Styles



Chrome
4 leg



Black
4 leg



Wooden
4 leg



Wooden
pyramid



Chrome
sled



Bench
frame



Coda
page 314



Prague
page 314



Dart
page 315



Tamar
page 315



Taurus Fabric
page 316



Taurus Plastic
page 317



Taurus Mesh
page 318



Taurus Wood
page 318



Fundamental
page 319



Harmony
page 320



Strut
page 321



Quavo
page 322



Verve
page 322



Gecko
page 323



Sienna
page 323



Coda

Coda is a general use conference room or meeting chair with a chrome frame and padded seat cushions that combine comfort with long lasting durability. With its classic and simple yet stylish, practical design, Coda is suitable for all high traffic areas.

EN 12520



Width **580** (No arms **490**)
Depth **570**
Height **930**
Seat width **440**
Seat depth **470**
Seat height **480**
Back width **450**
Back height **380**



Black
BLK



Blue
BLU



Stackable

Code	Arm type	RRP	Band A	Band B	Band C	Band D	Band E
COD100H	No arms	£162	£175	£191	£202	£218	£250
COD101H	Fixed arms	£193	£202	£218	£234	£250	£287



Prague

The Prague chair's sleek curves, combined with a modern aesthetic, make it the perfect addition to any office space. Due to the laminated bent wood frame and clear hard wearing lacquer, you can rest assured that these meeting chairs are built to handle constant, everyday use.



Width **530** (No arms **390**)
Depth **560**
Height **820**
Seat width **460**
Seat depth **470**
Seat height **450**
Back width **465**
Back height **230**



Blue
B



Charcoal
C



Stackable

Code	Arm type	RRP
PRA50001	Fixed arms	£200
PRA50002	No arms	£183





Dart

Dart's beech stackable frame provides robust seating whilst maintaining the traditional feel of a wooden meeting chair. The contoured half back meeting chairs are the perfect combination of style, strength and extra comfort, with a beech laminate frame that is classic in design and a rich selection of fabric options available.

Width **520**
Depth **600**
Height **850**
Seat width **450**
Seat depth **510**
Seat height **460**
Back width **390**
Back height **320**



Stackable



Code

DAR50001
DAR50004

Arm type

No arms
Fixed arms

Band A

£227
£227

Band B

£242
£242

Band C

£272
£272

Band D

£295
£295

Band E

£324
£324



Tamar

Elegant yet simple in its design, Tamar uses a laminated beech veneer frame to create the perfect traditional conference, meeting or waiting chair. The wide seats, optional armrests, generous padding and full back provide extra comfort to clients and employees in addition to complementing the existing colour scheme. BS EN 1022:2018 & BS EN 16139:2013

Width **580**
Depth **540**
Height **820**
Seat width **500**
Seat depth **470**
Seat height **460**
Back width **500**
Back height **480**



Stackable



Code

TAM50001
TAM50004

Arm type

No arms
Fixed arms

Band A

£331
£340

Band B

£347
£355

Band C

£361
£368

Band D

£378
£384

Band E

£415
£420





Taurus Fabric

Taurus stacking chairs offer an attractively sleek and comfortable seating solution for any office meeting room or educational establishment. With a black or chrome frame, Taurus has contoured cushions which provide excellent support, with an easy to fit chair link available to connect chair frames.

Width **530** (With arms **640**, Tablet **590**)

Depth **540**

Height **835**

Seat width **470**

Seat depth **440**

Seat height **450**

Back width **460**

Back height **340**



Black frame

Code	Description	RRP	Band A	Band B	Band C	Band D	Band E
TAU40002	No arms	£86	£114	£130	£145	£168	£196
TAU40003	Fixed arms	£145	£168	£181	£196	£218	£247
TAU40004	Writing tablet	£179	£188	£204	£218	£240	£271

Chrome frame

Code	Description	RRP	Band A	Band B	Band C	Band D	Band E
TAU40005	No arms	£88	£130	£145	£159	£181	£226
TAU40006	Fixed arms	£147	£181	£196	£209	£233	£263
TAU40007	Writing tablet	£182	£204	£218	£233	£254	£287



Stackable



TAULINK Linking bracket **£28**



Taurus Fabric Bench

Taurus bench seating units in 2, 3 & 4 seater options are both economical and robust, ideal for waiting rooms, educational environments, offices, retail and hospitals. Tandem seating provides design continuity in any space and are available in a wide range of fabric choices to complement any setting.

Width **1000** (3 wide **1450**, 4 wide **1900**)

Depth **600**

Height **760**

Seat width **470**

Seat depth **440**

Seat height **450**

Back width **460**

Back height **340**



Code	Description	Band A	Band B	Band C	Band D	Band E
TAU-U-B2	Bench with 2 seats	£419	£433	£444	£457	£506
TAU-U-B3	Bench with 3 seats	£530	£544	£569	£605	£653
TAU-U-B3T	Bench with 2 seats and table	£555	£569	£593	£617	£666
TAU-U-B4	Bench with 4 seats	£740	£765	£789	£827	£887
TAU-U-B4T	Bench with 3 seats and table	£765	£789	£814	£852	£911





Taurus Plastic

With its slim and stylish profile, Taurus plastic back chairs in blue and black are perfect for today's lighter, more flexible office aesthetic. The polyurathene moulded seat and back and wooden versions of this best-selling chair offer versatility and poise, with an easy to fit chair link available.

Width **530** (With arms **640**, Tablet **590**)
 Depth **540**
 Height **835**
 Seat width **470**
 Seat depth **440**
 Seat height **450**
 Back width **460**
 Back height **340**



Stackable



TAULINK Linking bracket £28

Code	Arm type	RRP
TAU40002	No arms	£86
TAU40003	Fixed arms	£145
TAU40004	Writing tablet	£179



Taurus Plastic Bench

Taurus bench seating provides flex-back comfort with beam-mounted convenience that encourages movement and relaxation. The back curves to support the user and the contoured seat dissipates pressure points, offering the perfect combination of good looks, easy maintenance and affordability.

Width **1000** (3 wide **1450**, 4 wide **1900**)
 Depth **600**
 Height **760**
 Seat width **470**
 Seat depth **440**
 Seat height **450**
 Back width **460**
 Back height **340**



Code	Description	RRP
TAU-P-B2	Bench with 2 seats	£341
TAU-P-B3	Bench with 3 seats	£416
TAU-P-B3T	Bench with 2 seats and table	£457
TAU-P-B4	Bench with 4 seats	£556
TAU-P-B4T	Bench with 3 seats and table	£615





Taurus Mesh

The Taurus mesh back variant is a versatile multi-purpose chair that adds refined, contemporary appeal just about anywhere its put to work. The black frame, black fabric seat, and black mesh back provides a simple, classic look that allows you lock in the style that suits your décor.

Width **530** (With arms **640**, Tablet **590**)

Depth **540**

Height **835**


Seat width **470**

Seat depth **440**

Seat height **450**

Back width **460**

Back height **340**



Black fabric seat with black mesh back



Stackable



TAULINK Linking bracket **£28**

Code

TAUMK

TAUMA

TAUMKW

Arm type

No arms

Fixed arms

Writing tablet

RRP

£99

£193

£209



Taurus Wood

From the training room to the office canteen and waiting spaces, the Taurus wooden chair is ideal as a multi-functional work chair. A sturdy frame in chrome and elegant beech seat and back combine with an essential design, and it will even stack up to save space when not in use.

Width **530** (With arms **640**, Tablet **590**)

Depth **540**

Height **835**

Seat width **470**

Seat depth **440**

Seat height **450**

Back width **460**

Back height **340**



Beech



Stackable



TAULINK Linking bracket **£28**

Code

TAU40005-W

TAU40006-W

TAU40007-W

Arm type

No arms

Fixed arms

Writing tablet

RRP

£115

£174

£210





Fundamental

Fundamental is an economical and practical wooden chair that is ideal for office breakout rooms and dining areas. Fundamental has a simple yet modern design that creates a distinctive effect of lightness and elegance, offering additional comfort whilst employees dine and gather.



Width **530**
Depth **560**
Height **870**
Seat width **530**
Seat depth **560**
Seat height **450**
Back width **350**
Back height **430**



Beech



Stackable

Code
CH2012-B

Description
Beech seat & back

RRP
£150



Fundamental Upholstered

Fundamental multi-purpose chairs are also available with an upholstered seat or fully upholstered, making them extremely comfortable and adaptable to any environment. The durable chrome frame and contoured back promote healthy posture and can be stacked for space-efficient storage.



Width **530**
Depth **560**
Height **870**
Seat width **530**
Seat depth **560**
Seat height **450**
Back width **350**
Back height **430**



Beech

Fabric
Seat

Stackable

Code
CH2012-BUS
CH2012-F

Description
Beech back & upholstered seat
Fully upholstered

	Band A	Band B	Band C	Band D	Band E
CH2012-BUS	£171	£188	£200	£211	£235
CH2012-F	£185	£199	£211	£226	£244





Harmony

From rich hues to subtle neutral colours, the Harmony chair collection will transform any space with sled and 4 leg frames available in chrome and a selection of colourful, moulded chair shells that are strong, durable, easy to clean and stylish, ideal for contract and retail settings.

Width 550
Depth 520
Height 830
Seat width 550
Seat depth 520
Seat height 480
Back width 550
Back height 350



Black
K



Blue
BL



Grey
GR



Orange
OR

Code
HRM504C
HRM504K

Description
Chrome 4 leg
Black 4 leg

RRP
£190
£190



Harmony upholstered

Harmony is a high-density stacking chair that is visually pleasing, with the added layer of comfort of a fully upholstered seat pad in a variety of fabric options for a perfect match of style, comfort and functionality. Mobility options make reconfigurability of any space effortless to support flexible landscapes.

Width 550
Depth 520
Height 830
Seat width 550
Seat depth 520
Seat height 480
Back width 550
Back height 350



Black
K



Blue
BL



Grey
GR



Orange
OR



Fabric
Seat

Code
HRM504C
HRM504K

Description
Chrome 4 leg
Black 4 leg

Band A	Band B	Band C	Band D	Band E
£250	£270	£290	£310	£350
£250	£270	£290	£310	£350




Please add shell colour followed by **SP** when ordering
e.g. **HRM504C-BL-SP**



Strut

A simple design with a chic edge, the Strut family of multi-purpose chairs offer a solution for a variety of environments. Multiple base options and numerous vibrant shell colours make Strut the perfect, customisable choice for café and dining environments, or meeting spaces.

Width **450** (Sled **480**)
 Depth **510** (Sled **530**)
 Height **850**
 Seat width **440**
 Seat depth **380**
 Seat height **450**
 Back width **400**
 Back height **380**




Code	Description	RRP
STR501C	Chrome sled frame	£235
STR502C	Chrome 4 leg frame	£235
STR504W	Natural oak frame	£248



Strut upholstered

The deluxe Strut chair is a picture of elegance whilst providing you with a superb comfortable seat to complement the multi-coloured plastic back options. including a back rest. Versatile in appearance and function with 4 frame styles, these sleek chairs are both easy on the eye and easy on the body.

Width **450** (Sled **480**)
 Depth **510** (Sled **530**)
 Height **850**
 Seat width **440**
 Seat depth **380**
 Seat height **450**
 Back width **400**
 Back height **380**



Fabric
Seat

Code	Description	Band A	Band B	Band C	Band D	Band E
STR501C	Chrome sled frame	£284	£295	£307	£318	£330
STR502C	Chrome 4 leg frame	£284	£295	£307	£318	£330
STR504W	Natural oak frame	£296	£308	£320	£331	£343




Please add shell colour followed by **SP** when ordering
 e.g. **STR504W-WH-SP**



Quavo

In collaborative spaces, chairs are always being moved. That's why the lightweight and portable Quavo chair is such a fitting addition to the places people gather. Quavo is a multi-purpose chair that is made for any office environment, with a mesh back, fabric seat and a sled frame.

Width **420**
Depth **550**
Height **855**
Seat width **415**
Seat depth **465**
Seat height **450**
Back width **445**
Back height **390**



Black fabric seat with black mesh back



Stackable

Sold in Multiples

Code
QVO40005-K

Description
Sled frame

RRP
£592



Verve

The Verve family of chairs celebrates comfort, colour and design in sled frame, sled frame with arms and 4 leg styles. With a contoured shape that provides comfort all day long, Verve allows for combinations of different vibrant shell colours, frame and leg options to give personality and character to any space around a meeting table, in a dining area or a conference room.

Width **520**
Depth **510**
Height **810**
Seat width **420**
Seat depth **440**
Seat height **450**
Back width **420**
Back height **360**



Black
K

Blue
BL



Stackable

Code
VRV501C
VRV504C

Description
Chrome sled
Chrome 4 leg

RRP
£205
£233





Gecko

The stylish Gecko dining chairs and stools have a turtle shell design which is designed for maximum comfort and durability due to the easy clean curvaceous shape. Gecko seating is available in a multitude of colour options to complement the white seat, for a fun and easy match with any decorating style.

Width **550**
Depth **520**
Height **830**
Seat width **440**
Seat depth **520**
Seat height **480**
Back width **410**
Back height **400**



Anthracite
AN



Blue
BL



Orange
OR



Red
RE

Code
CH8301

Description
Chrome 4 leg

RRP
£276



Sienna

Sienna is a moulded plastic dining chair and stool collection which is a fantastic contemporary choice and would make a stylish addition to any dining facility or café. The curved retro design is available with a chrome frame and is a practical and durable choice due to the easy clean curvaceous surface.

Width **455**
Depth **500**
Height **830**
Seat width **455**
Seat depth **500**
Seat height **475**
Back width **460**
Back height **420**



Black
K



Blue
BL



Grey
G



Orange
OR



Sold in
Multiples

Code
SIE50001

Description
Chrome 4 leg

RRP
£479



Multi-Purpose Stools

Our range of stools have been designed to make people feel welcome and comfortable when relaxing, during informal meetings, or waiting in an inspiring and comfortable environment. Bringing a timeless style to the workplace where design and unparalleled quality meet, stools encourage your back to have an upright posture which reduces the chances of back pains and injuries related to seating.



Fabric options



Available
now



Frame Styles



Wooden
4 leg



Chrome
4 leg



Chrome
sled



Wooden
pyramid



Remy
page 326



Roscoe
page 327



Fundamental
page 328



Harmony
page 329



Strut
page 330



Gecko
page 331



Sienna
page 331



Remy wooden legs

Remy is high full upholstered high stool with gentle moulded curves that invites people to sit and gather for casual conversations. Arm and armless models are available in multiple wood frame finishes with supporting footrests for added comfort, making it a perfect choice for every area of the office.

Width **410**
Depth **470**
Height **940**
Seat width **410**
Seat depth **380**
Seat height **770**
Back width **390**
Back height **190**



Black
Frame **K**



Oak
Frame **O**



White
Frame **WH**



Code	Description	Band A	Band B	Band C	Band D	Band E
REM-HS	No arms	£638	£667	£696	£725	£754
REM-HSA	Fixed arms	£725	£754	£783	£811	£842



Remy metal legs

Versatile with a contemporary design that offers new heights of luxury and value, the Remy fully upholstered stool provides a superb, comfortable seat including a back rest, with a chrome sled frame that is a strong core for the stool. And the framework includes a stylish square footrest, allowing you to relax further.

Width **460**
Depth **470**
Height **940**
Seat width **410**
Seat depth **380**
Seat height **770**
Back width **390**
Back height **190**



Code	Description	Band A	Band B	Band C	Band D	Band E
REM-HS-CS	No arms	£435	£464	£494	£522	£580
REM-HSA-CS	Fixed arms	£522	£551	£580	£609	£667





Roscoe wooden legs

The Roscoe high stool collection is a multi-tasker with a chic aesthetic that sets a new bar for plastic seating with an ingeniously simple design allows the back to flex, which encourages movement and relaxation. The wooden 4 leg option with supporting footrest enables the best stability and comfort.

Width **530**
Depth **480**
Height **1100**
Seat width **430**
Seat depth **370**
Seat height **760**
Back width **450**
Back height **340**



Charcoal
Grey **CG**



Ice Blue
IB



Sandy
Beech **SB**



Warm
Yellow **WY**



Seat pad

Code	Description	RRP
ROS01-HS	No arms	£580
ROS01-HSA	Fixed arms	£625

Seat pad

Code	Description	Band A	Band B	Band C	Band D	Band E
ROS01-HS-SP	No arms	£638	£667	£696	£725	£754
ROS01-HSA-SP	Fixed arms	£696	£725	£754	£783	£811



Roscoe metal legs

Roscoe's tapered contours and curved seat and back design deliver a refined aesthetic that is built for long-lasting function. Choose from 4 designer colors with coordinating matching arms, with or without seat pad, making them ideal for cafes, office kitchens, dining halls - anywhere elegant, durable seating is needed.

Width **530**
Depth **480**
Height **1100**
Seat width **430**
Seat depth **370**
Seat height **760**
Back width **450**
Back height **340**



Charcoal
Grey **CG**



Ice Blue
IB



Sandy
Beech **SB**



Warm
Yellow **WY**



Seat pad

Code	Description	RRP
ROS02-HS	No arms	£315
ROS02-HSA	Fixed arms	£350

Seat pad

Code	Description	Band A	Band B	Band C	Band D	Band E
ROS02-HS-SP	No arms	£378	£407	£435	£464	£494
ROS02-HSA-SP	Fixed arms	£407	£435	£464	£494	£522





Fundamental

Fundamental is an economical and practical wooden stool that is ideal for office breakout rooms and dining areas. Fundamental has a simple yet modern design that creates a distinctive effect of lightness and elegance, offering additional comfort whilst employees dine and gather.

Width **515**
Depth **550**
Height **1050**
Seat width **515**
Seat depth **550**
Seat height **750**
Back width **350**
Back height **430**



Beech

Code	Description	RRP
HS2010-B	Beech seat & back	£196



Fundamental Upholstered

Fundamental multi-purpose stools are also available with an upholstered seat or fully upholstered, making them extremely comfortable and adaptable to any environment. The durable chrome frame and contoured back promote healthy posture, bringing a timeless style to the workplace.

Width **515**
Depth **550**
Height **1050**
Seat width **515**
Seat depth **550**
Seat height **750**
Back width **350**
Back height **430**

Beech
backFabric
Seat

Code	Description	Band A	Band B	Band C	Band D	Band E
HS2010-BUS	Beech back & upholstered seat	£217	£231	£244	£257	£272
HS2010-F	Fully upholstered	£231	£244	£257	£272	£287



1
Year

Harmony

From rich hues to subtle neutral colours, the Harmony stool collection will transform any space with sled frames available in chrome and a selection of colourful, moulded chair shells that are strong, durable, easy to clean and stylish, ideal for contract and retail settings.

Width **550**
Depth **520**
Height **1160**
Seat width **550**
Seat depth **520**
Seat height **800**
Back width **550**
Back height **350**



Black
K



Blue
BL



Grey
GR



Orange
OR

Code
HRM509C

Description
Chrome sled

RRP
£280

1
Year

Harmony Upholstered

Harmony is a multi-purpose stool that is visually pleasing, with the added layer of comfort of a fully upholstered seat pad in a variety of fabric options for a perfect match of style, comfort and functionality. Mobility options make reconfigurability of any space effortless to support flexible landscapes.

Width **550**
Depth **520**
Height **1160**
Seat width **550**
Seat depth **520**
Seat height **800**
Back width **550**
Back height **350**



Black
K



Blue
BL



Grey
GR



Orange
OR



Fabric Seat
SP

Code
HRM509C

Description
Chrome sled

Band A
£375

Band B
£400

Band C
£420

Band D
£440

Band E
£475



Please add shell colour followed by **SP** when ordering
e.g. **HRM509C-GR-SP**

2
Years

Strut

A simple design with a chic edge, the Strut family of multi-purpose stools offer a solution for a variety of environments. Multiple base options and numerous vibrant shell colours make Strut the perfect, customisable choice for café and dining environments, or informal spaces.



Width **450** (Sled **480**)
Depth **510** (Sled **530**)
Height **1060**
Seat width **440**
Seat depth **380**
Seat height **710**
Back width **400**
Back height **380**



Black
K



Grey
GR



Mustard
MU



Navy Blue
NB



Red
RE



White
WH

Code	Description	RRP
STR601C	Chrome sled frame	£288
STR604W	Natural oak frame	£350



2
Years

Strut upholstered

The deluxe Strut stool is a picture of elegance whilst providing you with a superb comfortable seat to complement the multi-coloured plastic back options. Including a back rest. Versatile in appearance and function with 3 frame styles, these sleek stools are both easy on the eye and easy on the body.



Width **450** (Sled **480**)
Depth **510** (Sled **530**)
Height **1060**
Seat width **440**
Seat depth **380**
Seat height **710**
Back width **400**
Back height **380**



Black
K



Grey
GR



Mustard
MU



Navy Blue
NB



Red
RE



White
WH



Fabric Seat
SP

Code	Description	Band A	Band B	Band C	Band D	Band E
STR601C	Chrome sled frame	£346	£359	£369	£382	£393
STR604W	Natural oak frame	£397	£410	£420	£433	£444



Please add shell colour followed by **SP** when ordering
e.g. **STR601C-WH-SP**



Gecko

The stylish Gecko dining chairs and stools have a turtle shell design which is designed for maximum comfort and durability due to the easy clean curvaceous shape. Gecko seating is available in a multitude of colour options to complement the white seat, for a fun and easy match with any decorating style.



Width **510**
Depth **510**
Height **1120**
Seat width **510**
Seat depth **510**
Seat height **800**
Back width **410**
Back height **400**



Anthracite
AN



Blue
BL



Orange
OR



Red
RE

Code
HS8301

Arm type
No arms

RRP
£385



Sienna

Sienna is a moulded plastic dining chair and stool collection which is a fantastic contemporary choice and would make a stylish addition to any dining facility or café. The curved retro design is available with a chrome frame and is a practical and durable choice due to the easy clean curvaceous surface.



Width **455**
Depth **500**
Height **1140**
Seat width **455**
Seat depth **500**
Seat height **785**
Back width **460**
Back height **420**



Black
K



Blue
BL



Grey
G



Orange
OR



Sold in
Multiples

Code
SIE50009

Description
Pack of 2 stools

RRP
£434



Seating Families

Everybody deserves a good office chair which has the movement and positioning capabilities to enable people to sit comfortably, whilst at the same time encouraging productivity by seamlessly supporting the body during work activities. That means combining the right ergonomic design and advanced functionality for optimum flexibility and comfort, in addition to selecting the customer's individual choice of chair fabric that coordinates with the interior design style or corporate branding.



Fabric options



Fabric bands
A, B, C, D, E



Tegan
page 334



Senza
page 338



Jota
page 342



Altino
page 346



Solus
page 350



Tuba
page 354



Suzi
page 358



Santana
page 362

Tegan



Accreditations



Product
guarantee



Manufactured
in the UK



EN1335-1:2000
EN1335-2:2009

Fabrics



Fabric bands
A, B, C, D, E

About

Tegan is an ergonomic and sophisticated seating solution that provides exceptional comfort throughout the working day, whether you are located in the main office or a meeting room. Tegan offers a breathable mesh or fully upholstered back option as an operator chair, 4 leg meeting chair or cantilever frame visitors chair, all with a contoured padded seat and an infinite variety of fabrics to suit every design direction.



Fabric or mesh back chairs are complemented by a selection of 2D & 3D arm options

Ideal for working at a desk with a choice of synchro or PCB mechanisms

Ergonomically designed mesh back with stylish frame and integrated lumbar

Support a wide range of body types comfortably encouraging healthy postures

Range available with 5 star bases, 4 leg and cantilever frames

Mesh

Synchro operators chair

**Fabric**

Synchro operators chair

**Mesh**

PCB operators chair

**Fabric**

PCB operators chair



Synchro back with user weight tension control and anti shock back

Permanent contact back lockable in any position

Fabric bands

Code	A	B	C	D	E
TGM20-000 No arms	£364	£375	£387	£398	£421
TGM21-000 2D arms	£421	£434	£445	£457	£481
TGM22-000 3D arms	£445	£457	£468	£481	£504

Fabric bands

Code	A	B	C	D	E
TGF20-000 No arms	£305	£317	£328	£341	£364
TGF21-000 2D arms	£364	£375	£387	£398	£421
TGF22-000 3D arms	£387	£398	£411	£421	£445

WITH HEADREST

TGFH22-000 3D arms	£452	£463	£475	£486	£509
------------------------------	------	------	------	------	------

Fabric bands

Code	A	B	C	D	E
TGM10-000 No arms	£305	£317	£328	£341	£364
TGM11-000 2D arms	£364	£375	£387	£398	£421
TGM12-000 3D arms	£387	£398	£411	£421	£445

Fabric bands

Code	A	B	C	D	E
TGF10-000 No arms	£247	£258	£271	£281	£305
TGF11-000 2D arms	£305	£317	£328	£341	£364
TGF12-000 3D arms	£328	£341	£351	£364	£387

WITH HEADREST

TGFH12-000 3D arms	£393	£405	£416	£429	£452
------------------------------	------	------	------	------	------

DIMENSIONS

Overall width **680**
Overall depth **590**
Overall height **1005-1130**
Seat width **480**
Seat depth **475**
Seat height **480-605**
Back width **470**
Back height **525**

DIMENSIONS

Overall width **680**
Overall depth **590**
Overall height **1005-1130** (headrest **1220-1345**)
Seat width **480**
Seat depth **475**
Seat height **480-605**
Back width **470**
Back height **525**

DIMENSIONS

Overall width **680**
Overall depth **590**
Overall height **1005-1130**
Seat width **480**
Seat depth **475**
Seat height **480-605**
Back width **470**
Back height **525**

DIMENSIONS

Overall width **680**
Overall depth **590**
Overall height **1005-1130** (headrest **1220-1345**)
Seat width **480**
Seat depth **475**
Seat height **480-605**
Back width **470**
Back height **525**

MECHANISMS

Gas lift adjustment
Back rake adjustment
Back height ratchet adjustment
Back tilt with 5 locking positions
Anti shock back
User weight tension control

MECHANISMS

Gas lift adjustment
Back rake adjustment
Back height ratchet adjustment
Back tilt with 5 locking positions
Anti shock back
User weight tension control
Optional adjustable headrest

MECHANISMS

Gas lift adjustment
Back rake adjustment
Back height adjustment
Back lockable in any position

MECHANISMS

Gas lift adjustment
Back rake adjustment
Back height adjustment by hand wheel
Back lockable in any position
Optional adjustable headrest

EXTRAS**2D arms**

Height adjustable 70mm

**3D arms**

Height adjustable 105mm

Lumbar support **(-00L + £32)**Seat slide **(-050 + £43)**Chrome base **(-C00 + £53)**

Arm pad movement front to back

Arm movement front to back & rotation +/- 20°

Combine any options eg. **TGF20-C0L** Chrome base & Lumbar **+£85****Available from - Merlin Industrial Products Ltd - 0800 0418 650 - info@merlin-industrial.co.uk**

Mesh

4 leg meeting chair

Fabric

4 leg meeting chair

Mesh

Cantilever meeting chair

Fabric

Cantilever meeting chair



25mm diameter legs with nylon feet

25mm diameter cantilever frame with glides

Code	Fabric bands				
	A	B	C	D	E
TGM200 Fixed arms	£375	£387	£398	£411	£421

Code	Fabric bands				
	A	B	C	D	E
TGF200 Fixed arms	£341	£351	£364	£375	£387

Code	Fabric bands				
	A	B	C	D	E
TGM100 Fixed arms	£328	£341	£351	£364	£375

Code	Fabric bands				
	A	B	C	D	E
TGF100 Fixed arms	£294	£305	£317	£328	£341

DIMENSIONS

Overall width **640**
Overall depth **550**
Overall height **930**
Seat width **420**
Seat depth **460**
Seat height **470**
Back width **440**
Back height **550**

FEATURES

25mm diameter frame
Nylon feet
Fixed arm rest

DIMENSIONS

Overall width **640**
Overall depth **550**
Overall height **930**
Seat width **420**
Seat depth **460**
Seat height **470**
Back width **440**
Back height **550**

FEATURES

25mm diameter frame
Nylon feet
Fixed arm rest

DIMENSIONS

Overall width **640**
Overall depth **550**
Overall height **930**
Seat width **420**
Seat depth **460**
Seat height **470**
Back width **440**
Back height **550**

FEATURES

25mm diameter frame
Glides on frame
Fixed arm rest

DIMENSIONS

Overall width **640**
Overall depth **550**
Overall height **930**
Seat width **420**
Seat depth **460**
Seat height **470**
Back width **440**
Back height **550**

FEATURES

25mm diameter frame
Glides on frame
Fixed arm rest

Senza



Accreditations



Product
guarantee



Designed &
manufactured



EN1335-1:2000
EN1335-2:2009
BS 5459-2:2000+A2:2008

Fabrics



Fabric bands
A, B, C, D, E

About

Comfort, reliability and affordability are the key attributes of the Senza operator and visitor chairs, with their curvaceous profile and vast array of options that deliver style as well as substance. Equipped with ergonomic features, a high back, extra high back and mesh back options together with draughtsman and visitor chairs, this seating family easily provides the comfort needed for a long day at work.



Ideal for working at a desk or a computer providing maximum support

Choose your back style and mechanism to support the way you work

Available with no arms, fixed arms, height adjustable arms or adjustable folding arms

CMHR high resilience, flexible foam seats for enhanced comfort

Perfect for training rooms, conference suites and waiting rooms

Ergo

24hr ergonomic chair



Lumbar support, seat tilt & chrome base as standard

XL

Asynchro



Back height 590mm

High

Asynchro



Back height 500mm

Mesh

Asynchro



Back height 570mm

Fabric bands

Code	A	B	C	D	E
SXERGOA PCB	£451	£463	£480	£501	£569
SXERGOB Asynchro	£480	£487	£511	£542	£612

Fabric bands

Code	A	B	C	D	E
SX40-000 No arms	£331	£347	£361	£397	£445
SX43-000 Fixed arms	£355	£368	£384	£419	£468
SX44-000 Adjustable arms	£391	£408	£419	£458	£506
SX46-000 Folding arms	£413	£429	£443	£480	£529

Fabric bands

Code	A	B	C	D	E
SH40-000 No arms	£300	£318	£331	£368	£415
SH43-000 Fixed arms	£324	£340	£355	£391	£437
SH44-000 Adjustable arms	£368	£384	£397	£436	£483
SH46-000 Folding arms	£384	£397	£413	£451	£501

Fabric bands

Code	A	B	C	D	E
SM40-000 No arms	£337	£362	£387	£413	£438
SM43-000 Fixed arms	£367	£393	£418	£444	£472
SM44-000 Adjustable arms	£398	£427	£452	£477	£503
SM46-000 Folding arms	£427	£463	£488	£515	£542

DIMENSIONS

Overall width **680**
Overall depth **650**
Overall height **1120-1250**
Seat width **520**
Seat depth **500**
Seat height **540-670**
Back width **590**
Back height **590**

DIMENSIONS

Overall width **680**
Overall depth **650**
Overall height **1050-1180**
Seat width **520**
Seat depth **500**
Seat height **540-670**
Back width **480**
Back height **590**

DIMENSIONS

Overall width **680**
Overall depth **650**
Overall height **970-1100**
Seat width **520**
Seat depth **500**
Seat height **470-600**
Back width **450**
Back height **500**

DIMENSIONS

Overall width **680**
Overall depth **650**
Overall height **1030-1160**
Seat width **520**
Seat depth **500**
Seat height **470-600**
Back width **480**
Back height **570**

MECHANISMS

Back rake adjustment
Back height ratchet adjustment
Weight tension control
Lumbar support
Seat depth adjustment
Independent seat tilt adjustment (SXERGOA only)

MECHANISMS

Gas lift adjustment
Back rake adjustment
Back height ratchet adjustment
Independent seat tilt adjustment

MECHANISMS

Gas lift adjustment
Back rake adjustment
Back height ratchet adjustment
Independent seat tilt adjustment

MECHANISMS

Gas lift adjustment
Back rake adjustment
Back height ratchet adjustment
Independent seat tilt adjustment

XL, HIGH & MESH ARM OPTIONS

Fixed



Adjustable



Folding

XL, HIGH & MESH EXTRAS

Lumbar support (-00L + £32)



Seat slide (-050 + £32)



Chrome base (-C00 + £43)

Draughtsman



Chrome footring

Code	Fabric bands				
	A	B	C	D	E
SMD40-000 No arms	£409	£419	£433	£444	£457
SMD43-000 Fixed arms	£432	£443	£456	£467	£481
SMD44-000 Adjustable arms	£455	£466	£479	£489	£502

DIMENSIONS
Overall width **620**
Overall depth **550**
Overall height **1090-1340**
Seat width **480**
Seat depth **460**
Seat height **550-880**
Back height **530**
Back width **460**

MECHANISMS
Gas lift adjustment
Back rake adjustment
Back height adjustment

Visitor



Chrome cantilever frame with arms

Code	Fabric bands				
	A	B	C	D	E
SC00-000 Fixed arms	£403	£414	£428	£438	£463

DIMENSIONS
Overall width **565**
Overall depth **625**
Overall height **900**
Seat width **510**
Seat depth **490**
Seat height **440**
Back width **450**
Back height **495**

DRAUGHTSMAN ARM OPTIONS



Fixed



Adjustable

Jota



Accreditations



Product
guarantee



Designed &
manufactured



EN1335-1:2000
EN1335-2:2009
BS 5459-2:2000+A2:2008

Fabrics



Fabric bands
A, B, C, D, E

About

Jota has a traditional oval shaped back design in a number of sizes with high density seat and back foam for maximum user comfort. With so many adjustable settings in the fabric, mesh, draughtsman and visitor chairs, the Jota seating family offers the ideal configuration for any hard-working professional, eliminating aches and pains associated with improper support.



Ideal for working at a desk or a computer providing maximum support

Choose your back style and mechanism to support the way you work

Available with no arms, fixed arms, height adjustable arms or adjustable folding arms

CMHR high resilience, flexible foam seats for enhanced comfort

Perfect for training rooms, conference suites, offices and waiting rooms

Ergo

24hr ergonomic chair



Lumbar support, seat tilt & chrome base as standard

XXL

XXL back fabric operator chair



Asynchro mech with independent seat tilt

XL

Extra high back fabric operator chair

**Draughtsman**

Fabric/mesh back draughtsman chair



Available with fabric & mesh back

Fabric bands

Code	A	B	C	D	E
JXERGOA PCB	£429	£443	£456	£484	£553
JXERGOb Asynchro	£456	£473	£484	£511	£581

Fabric bands

Code	A	B	C	D	E
JX40-000 No arms	£300	£318	£331	£368	£415
JX43-000 Fixed arms	£324	£340	£355	£391	£437
JX44-000 Adjustable arms	£361	£378	£391	£429	£476
JX46-000 Folding arms	£384	£397	£413	£451	£501

Fabric bands

Code	A	B	C	D	E
JH40-000 No arms	£278	£295	£309	£347	£392
JH43-000 Fixed arms	£300	£318	£331	£368	£415
JH44-000 Adjustable arms	£340	£355	£367	£408	£453
JH46-000 Folding arms	£361	£378	£391	£429	£476

Fabric bands

Code	A	B	C	D	E
FABRIC BACK					
VD20-000 No arms	£242	£256	£272	£309	£356
VD21-000 Fixed arms	£265	£278	£295	£331	£378
VD22-000 Adjustable arms	£295	£309	£324	£361	£409

MESH BACK

Code	A	B	C	D	E
VMD20-000 No arms	£323	£337	£348	£362	£374
VMD21-000 Fixed arms	£384	£395	£410	£420	£435
VMD22-000 Adjustable arms	£413	£427	£438	£452	£463

DIMENSIONS

Overall width **680**
Overall depth **650**
Overall height **1040-1240**
Seat width **520**
Seat depth **500**
Seat height **510-630**
Back width **500**
Back height **590**

MECHANISMS

Gas lift adjustment
Back rake adjustment
Back height ratchet adjustment
Weight tension control
Lumbar support
Seat depth adjustment
Independent seat tilt adjustment (JXERGOA only)

DIMENSIONS

Overall width **680**
Overall depth **650**
Overall height **970-1170**
Seat width **520**
Seat depth **500**
Seat height **440-560**
Back width **480**
Back height **590**

MECHANISMS

Gas lift adjustment
Back rake adjustment
Back height ratchet adjustment
Independent seat tilt adjustment

DIMENSIONS

Overall width **680**
Overall depth **650**
Overall height **940-1140**
Seat width **520**
Seat depth **500**
Seat height **440-560**
Back width **450**
Back height **510**

MECHANISMS

Gas lift adjustment
Back rake adjustment
Back height ratchet adjustment
Independent seat tilt adjustment

DIMENSIONS

Overall width **670**
Overall depth **600**
Overall height **990-1260**
Seat width **470**
Seat depth **450**
Seat height **590-860**
Back width **420**
Back height **400**

MECHANISMS

Gas lift adjustment
Back rake adjustment
Back height adjustment
Folding back rest
Foot ring

XXL & XL ARM OPTIONS

Fixed



Adjustable



Folding



Lumbar support (-00L + £32)



Seat slide (-050 + £32)



Chrome base (-C00 + £43)

Combine any options eg. **JX40-C0L** Chrome base & Lumbar +£75Available from - Merlin Industrial Products Ltd - 0800 0418 650 - info@merlin-industrial.co.uk

High

High back Asynchro/PCB operator chair



Independent seat tilt on VH20-22 only

Medium

Medium back PCB operator chair



Permanent contact back lockable in any position

Mesh

Mesh back operator chair



Visitor

Fabric visitor chair



Frame in black or chrome

	Fabric bands				
Code	A	B	C	D	E
PCB					
VH10-000 No arms	£192	£205	£220	£256	£300
VH11-000 Fixed arms	£211	£227	£242	£278	£324
VH12-000 Adjustable arms	£242	£256	£272	£309	£356

ASYNCHRO					
VH20-000 No arms	£205	£221	£235	£272	£317
VH21-000 Fixed arms	£227	£242	£255	£295	£339
VH22-000 Adjustable arms	£256	£272	£286	£324	£367

DIMENSIONS

Overall width 670
Overall depth 600
Overall height 920-1120
Seat width 470
Seat depth 450
Seat height 440-560
Back width 420
Back height 530

MECHANISMS

Gas lift adjustment
Back rake adjustment
Back height adjustment
Independent seat tilt adjustment (VH20-22 only)

	Fabric bands				
Code	A	B	C	D	E
VM10-000 No arms					
£182	£198	£211	£251	£293	
VM11-000 Fixed arms					
£205	£221	£235	£272	£317	
VM12-000 Adjustable arms					
£235	£251	£265	£300	£346	

	Fabric bands				
Code	A	B	C	D	E
VMH10-000 No arms					
£245	£258	£272	£286	£297	
VMH11-000 Fixed arms					
£272	£286	£297	£310	£323	
VMH12-000 Adjustable arms					
£297	£310	£323	£337	£348	

	Fabric bands				
Code	A	B	C	D	E
BLACK BASE					
VC00-000 No arms	£242	£256	£272	£309	£356
VC01-000 Fixed arms	£265	£278	£295	£331	£378

CHROME BASE

VC00-C00 No arms	£285	£298	£314	£351	£398
VC01-C00 Fixed arms	£308	£321	£338	£374	£420

DIMENSIONS

Overall width 670
Overall depth 600
Overall height 840-960
Seat width 470
Seat depth 450
Seat height 440-560
Back width 430
Back height 530

MECHANISMS

Gas lift adjustment
Back rake adjustment
Back height adjustment

DIMENSIONS

Overall width 670
Overall depth 600
Overall height 870-990
Seat width 470
Seat depth 450
Seat height 440-560
Back width 430
Back height 530

MECHANISMS

Gas lift adjustment
Back rake adjustment
Back height adjustment

DIMENSIONS

Overall width 670
Overall depth 605
Overall height 880
Seat width 470
Seat depth 450
Seat height 480
Back width 420
Back height 400

HIGH, MEDIUM, MESH & DRAUGHTSMAN ARM OPTIONS



Fixed



Adjustable

HIGH, MEDIUM, MESH & DRAUGHTSMAN EXTRAS



Lumbar support (-00L + £32)



Seat slide (-050 + £32)



Chrome base (-C00 + £43)

Combine any options eg. VH20-C0L Chrome base & Lumbar +£75

Available from - Merlin Industrial Products Ltd - 0800 0418 650 - info@merlin-industrial.co.uk

Altino



Accreditations



Product
guarantee



Designed &
manufactured



EN1335-1:2000
EN1335-2:2009
BS 5459-2:2000+A2:2008

Fabrics



Fabric bands
A, B, C, D, E

About

With its clean, modern styling, Altino is guaranteed to provide a contemporary feel to any office environment, due to the multi functions and ergonomic design of the chair. The sculptured moulded foam seat combines with the breathable slimline mesh back or fabric back options, to keep users cool and comfortable in any office or meeting environment.



No-nonsense office chair designed to fully support in multiple positions

Breathable, black mesh back or fabric back options to suit all

Available with no arms, fixed arms, or height adjustable arms

CMHR high resilience, flexible foam seats for enhanced comfort

Asynchro mechanism provides free floating back action, lockable seat and back

Ergo

24hr ergonomic chair



Lumbar support, seat slide and chrome base as standard

XL

High back operator chair



Asynchro back with back rake adjustment, independent seat tilt and anti shock back

High

High back asynchro operator chair

**High**

High back PCB operator chair



Permanent contact back lockable in any position

Fabric bands

Code	A	B	C	D	E
AXERGOA PCB	£429	£443	£456	£484	£553
AXERGOB Asynchro	£456	£473	£484	£511	£581

Fabric bands

Code	A	B	C	D	E
LH40-000 No arms	£278	£295	£309	£347	£392
LH43-000 Fixed arms	£300	£318	£331	£368	£415
LH44-000 Adjustable arms	£340	£355	£367	£408	£453
LH46-000 Folding arms	£361	£378	£391	£429	£476

Fabric bands

Code	A	B	C	D	E
TH20-000 No arms	£235	£251	£265	£300	£346
TH21-000 Fixed arms	£256	£272	£286	£324	£367
TH22-000 Adjustable arms	£288	£300	£316	£355	£397

Fabric bands

Code	A	B	C	D	E
TH10-000 No arms	£221	£235	£249	£288	£331
TH11-000 Fixed arms	£242	£256	£272	£309	£356
TH12-000 Adjustable arms	£272	£288	£300	£340	£385

DIMENSIONS

Overall width **680**
Overall depth **650**
Overall height **1060-1180**
Seat width **520**
Seat depth **500**
Seat height **540-670**
Back width **500**
Back height **590**

MECHANISMS

Gas lift adjustment
Back rake adjustment
Back height ratchet adjustment
Weight tension control
Lumbar support
Seat depth adjustment
Independent seat tilt adjustment (AXERGOA only)

DIMENSIONS

Overall width **680**
Overall depth **650**
Overall height **1020-1140**
Seat width **520**
Seat depth **500**
Seat height **440-560**
Back width **450**
Back height **550**

MECHANISMS

Gas lift adjustment
Back rake adjustment
Back height ratchet adjustment
Independent seat tilt adjustment

DIMENSIONS

Overall width **670**
Overall depth **600**
Overall height **990-1110**
Seat width **470**
Seat depth **450**
Seat height **440-560**
Back width **430**
Back height **500**

MECHANISMS

Gas lift adjustment
Back rake adjustment
Back height adjustment
Independent seat tilt adjustment

DIMENSIONS

Overall width **670**
Overall depth **600**
Overall height **990-1110**
Seat width **470**
Seat depth **450**
Seat height **440-560**
Back width **430**
Back height **400**

MECHANISMS

Gas lift adjustment
Back rake adjustment
Back height adjustment

XL ARM OPTIONS

Fixed



Adjustable



Folding

XL EXTRAS

Lumbar support (-00L + £32)



Seat slide (-050 + £32)



Chrome base (-C00 + £43)

Combine any options eg. **LH40-COL** Chrome base & Lumbar **+£75**Available from - Merlin Industrial Products Ltd - 0800 0418 650 - info@merlin-industrial.co.uk

Draughtsman

Mesh back draughtsman chair



Chrome footring

Mesh

3 lever operator chair



Asynchro back with back rake adjustment and independent seat tilt

Mesh

2 lever operator chair



Permanent contact back lockable in any position

Visitor

Cantilever visitor chair



Frame in black or chrome

	Fabric bands				
Code	A	B	C	D	E
AHD10-000 No arms	£310	£322	£334	£346	£370
AHD11-000 Fixed arms	£334	£346	£360	£370	£395
AHD12-000 Adjustable arms	£360	£370	£384	£395	£419

	Fabric bands				
Code	A	B	C	D	E
AH20-000 No arms	£272	£288	£300	£340	£385
AH21-000 Fixed arms	£295	£309	£324	£361	£409
AH22-000 Adjustable arms	£324	£340	£355	£391	£437

	Fabric bands				
Code	A	B	C	D	E
AH10-000 No arms	£256	£272	£288	£324	£367
AH11-000 Fixed arms	£278	£295	£309	£347	£392
AH12-000 Adjustable arms	£309	£324	£340	£378	£420

	Fabric bands				
Code	A	B	C	D	E
BLACK BASE					
AC00-000 No arms	£298	£315	£327	£365	£415
AC01-000 Fixed arms	£321	£337	£349	£386	£437

	Fabric bands				
Code	A	B	C	D	E
CHROME BASE					
AC00-C00 No arms	£341	£358	£369	£408	£457
AC01-C00 Fixed arms	£363	£379	£392	£429	£480

DIMENSIONS

Overall width 670
Overall depth 600
Overall height 1090-1340
Seat width 470
Seat depth 450
Seat height 550-800
Back width 460
Back height 530

MECHANISMS

Gas lift adjustment
Back rake adjustment
Back height adjustment
Chrome foot ring

DIMENSIONS

Overall width 670
Overall depth 600
Overall height 970-1090
Seat width 470
Seat depth 450
Seat height 440-560
Back width 430
Back height 530

MECHANISMS

Gas lift adjustment
Back rake adjustment
Back height adjustment
Independent seat tilt adjustment

DIMENSIONS

Overall width 670
Overall depth 600
Overall height 970-1090
Seat width 470
Seat depth 450
Seat height 440-560
Back width 430
Back height 530

MECHANISMS

Gas lift adjustment
Back rake adjustment
Back height adjustment

DIMENSIONS

Overall width 670
Overall depth 605
Overall height 880
Seat width 470
Seat depth 450
Seat height 480
Back width 430
Back height 530

HIGH, MESH & DRAUGHTSMAN ARM OPTIONS



Fixed



Adjustable



Folding



Lumbar support (-00L + £32)



Seat slide (-050 + £32)




Chrome base (-C00 + £43)

Combine any options eg. TH12-COL Chrome base & Lumbar +£75

Available from - Merlin Industrial Products Ltd - 0800 0418 650 - info@merlin-industrial.co.uk

Solus



Accreditations



Product
guarantee



Manufactured
in the UK

Fabrics



Fabric bands
A, B, C, D, E

About

Solus is a multi-purpose seating collection with a subtle elegance that brings a touch of style to any space. The unique, robust designer back and elegant curves will compliment any work environment, and Solus's simplistic tilt mechanism provides exceptional customised support and a high level of comfort without the need for manual adjustment.



Designed exclusively by Martin Ballendat

Next generation office chairs with a natural tilt mechanism for increased comfort

Designer seats available in black and dove grey with padded arm rests

Made to order seat pads available in a multitude of fabric colour options

Fully upholstered seat and plastic back available in black and light grey

Operator

Chair with castors



Black or chrome base

Operator

Chair with glides



Black or chrome base

Draughtsman

Chair with glides



Black footring

Code	Fabric bands				
	A	B	C	D	E
SLS305-K Black base	£387	£398	£413	£438	£452
SLS305-C Chrome base	£438	£452	£463	£488	£503

Code	Fabric bands				
	A	B	C	D	E
SLS300-K Black base	£387	£398	£413	£438	£452
SLS300-C Chrome base	£438	£452	£463	£488	£503

Code	Fabric bands				
	A	B	C	D	E
SLS400-K Black base	£452	£463	£477	£503	£515
SLS400-C Chrome base	£503	£515	£528	£553	£568

DIMENSIONS

Overall width **630**
Overall depth **590**
Overall height **810-900**
Seat width **465**
Seat depth **460**
Seat height **420-510**
Back width **610**
Back height **445**

MECHANISMS

Gas lift adjustment
Tilt rocker
Fixed arms

DIMENSIONS

Overall width **630**
Overall depth **590**
Overall height **810-900**
Seat width **465**
Seat depth **460**
Seat height **420-510**
Back width **610**
Back height **445**

MECHANISMS

Gas lift adjustment
Tilt rocker
Fixed arms
Easy slide glides

DIMENSIONS

Overall width **610**
Overall depth **590**
Overall height **1000-1090**
Seat width **465**
Seat depth **460**
Seat height **600-750**
Back width **610**
Back height **445**

MECHANISMS

Gas lift adjustment
Tilt rocker
Fixed arms
Black footring
Easy slide glides

OPTIONS



Chrome base (C)



Black base (K)



Dove Grey shell (DG)



Black shell (K)

Combine any options eg. **SLS305-C-K** Chrome base & Black shell

Available from - Merlin Industrial Products Ltd - 0800 0418 650 - info@merlin-industrial.co.uk

Meeting

4 leg chair



Black or chrome legs

Fabric bands

Code	A	B	C	D	E
SLS200-K Black base	£374	£387	£398	£427	£438
SLS200-C Chrome base	£398	£413	£427	£452	£463

DIMENSIONS

Overall width **590**
Overall depth **595**
Overall height **900**
Seat width **465**
Seat depth **460**
Seat height **510**
Back width **610**
Back height **445**

FEATURES

Fixed arms

Visitor

Cantilever chair



Black or chrome cantilever frame

Fabric bands

Code	A	B	C	D	E
SLS100-K Black base	£374	£387	£398	£427	£438
SLS100-C Chrome base	£398	£413	£427	£452	£463

DIMENSIONS

Overall width **590**
Overall depth **595**
Overall height **900**
Seat width **465**
Seat depth **460**
Seat height **510**
Back width **610**
Back height **445**

FEATURES

Fixed arms



Chrome base **(C)**



Black base **(K)**



Dove Grey shell **(DG)**



Black shell **(K)**

Combine any options eg. **SLS100-K-DG** Chrome base & Black shell

Available from - Merlin Industrial Products Ltd - 0800 0418 650 - info@merlin-industrial.co.uk

Tuba



Accreditations



Product
guarantee



Designed &
manufactured



EN16139:2013

Fabrics



Fabric bands
A, B, C, D, E

About

Tuba is handsomely upholstered conference room chair that looks as luxurious as it feels. The fully upholstered seat is available with a full back, half back or a half mesh back, with 4 leg, swivel pyramid base or cantilever frame options, so Tuba will bring the perfect blend of comfort and style to any boardroom, meeting room, conference use or visitor seating.



Conference and meeting room chairs with comfortable, stylish, inviting curves

Different frame options with cantilever, pyramid and 4 leg variants, with padded arm rests

Multitude of fabric options available to complement the chrome or black frames

CMHR high resilience, flexible foam seats for enhanced comfort

Comfortable, stylish conference chair with upholstered seat and half back

Black cantilever

Fixed arms



Code	Fabric bands				
	A	B	C	D	E
HALF UPHOLSTERED BACK					
TUB100C1-K	£300	£318	£331	£368	£415
FULLY UPHOLSTERED BACK					
TUB200C1-K	£347	£361	£378	£413	£458
HALF MESH BACK					
TUB300C1-K	£315	£331	£344	£383	£429

DIMENSIONS

Overall width **550**
 Overall depth **620**
 Overall height **845** (Full back **930**)
 Seat width **500**
 Seat depth **460**
 Seat height **440**
 Back width **440**
 Back height **330** (Full back **550**)

FEATURES

Fixed arms with cushioned pads
 Stackable

Chrome cantilever

Fixed arms



Code	Fabric bands				
	A	B	C	D	E
HALF UPHOLSTERED BACK					
TUB100C1-C	£300	£318	£331	£368	£415
FULLY UPHOLSTERED BACK					
TUB200C1-C	£347	£361	£378	£413	£458
HALF MESH BACK					
TUB300C1-C	£315	£331	£344	£383	£429

DIMENSIONS

Overall width **550**
 Overall depth **620**
 Overall height **845** (Full back **930**)
 Seat width **500**
 Seat depth **460**
 Seat height **440**
 Back width **440**
 Back height **330** (Full back **550**)

FEATURES

Fixed arms with cushioned pads
 Stackable

Black 4 leg

Fixed arms



Code	Fabric bands				
	A	B	C	D	E
HALF UPHOLSTERED BACK					
TUB104C1-K	£300	£318	£331	£368	£415
FULLY UPHOLSTERED BACK					
TUB204C1-K	£347	£361	£378	£413	£458
HALF MESH BACK					
TUB304C1-K	£315	£331	£344	£383	£429

DIMENSIONS

Overall width **550**
 Overall depth **620**
 Overall height **845** (Full back **930**)
 Seat width **500**
 Seat depth **460**
 Seat height **440**
 Back width **440**
 Back height **330** (Full back **550**)

FEATURES

Fixed arms with cushioned pads
 Stackable

OPTIONS



Half upholstered back



Fully upholstered back



Half mesh back

Chrome 4 leg

Fixed arms



Code	Fabric bands				
	A	B	C	D	E
HALF UPHOLSTERED BACK					
TUB104C1-C	£300	£318	£331	£368	£415
FULLY UPHOLSTERED BACK					
TUB204C1-C	£347	£361	£378	£413	£458
HALF MESH BACK					
TUB304C1-C	£315	£331	£344	£383	£429

DIMENSIONS

Overall width **550**
 Overall depth **620**
 Overall height **845** (Full back **930**)
 Seat width **500**
 Seat depth **460**
 Seat height **440**
 Back width **440**
 Back height **330** (Full back **550**)

FEATURES

Fixed arms with cushioned pads
 Stackable

Black pyramid

Fixed arms



Code	Fabric bands				
	A	B	C	D	E
HALF UPHOLSTERED BACK					
TUB102C1-K	£351	£364	£375	£387	£411
FULLY UPHOLSTERED BACK					
TUB202C1-K	£398	£411	£421	£434	£457
HALF MESH BACK					
TUB302C1-K	£375	£387	£398	£411	£434

DIMENSIONS

Overall width **550**
 Overall depth **620**
 Overall height **845** (Full back **930**)
 Seat width **500**
 Seat depth **460**
 Seat height **440**
 Back width **440**
 Back height **330** (Full back **550**)

FEATURES

Fixed arms with cushioned pads
 Pyramid style swivel base

White pyramid

Fixed arms



Code	Fabric bands				
	A	B	C	D	E
HALF UPHOLSTERED BACK					
TUB102C1-WH	£351	£364	£375	£387	£411
FULLY UPHOLSTERED BACK					
TUB202C1-WH	£398	£411	£421	£434	£457
HALF MESH BACK					
TUB302C1-WH	£375	£387	£398	£411	£434

DIMENSIONS

Overall width **550**
 Overall depth **620**
 Overall height **845** (Full back **930**)
 Seat width **500**
 Seat depth **460**
 Seat height **440**
 Back width **440**
 Back height **330** (Full back **550**)

FEATURES

Fixed arms with cushioned pads
 Pyramid style swivel base



Half upholstered back



Fully upholstered back



Half mesh back

Suzi



Accreditations



Product
guarantee



Manufactured
in the UK

Fabrics



Fabric bands
A, B, C, D, E

About

Suzi is intentionally a simple chair, yet it still vibrantly enhances a space with effortless versatility. With a gently contoured seat and back that provides even support without creating pressure points or restricting movement, Suzi provides comfort all day long. The ability to offer mix of materials, colours, base options and arms make Suzi a lively offering with a fresh approach to standard seating so people feel at home in any space.



Also ideal for the home office, available with or without chrome arms

Italian-style, modern, comfortable multi-purpose seating range

Contoured upholstered seat and back for improved comfort

Fully upholstered shell with 4 base styles for different work environments

Gentle flexing backrest that invites relaxing movement when sitting

4 Star

Upholstered chair with swivel base



Code	Fabric bands				
	A	B	C	D	E
NO ARMS					
SUZ100	£464	£494	£522	£580	£638
FIXED ARMS					
SUZ100A	£522	£551	£580	£638	£696

DIMENSIONS
Overall width **480**
Overall depth **550**
Overall height **850**
Seat width **480**
Seat depth **420**
Seat height **490**
Back width **450**
Back height **410**

Wooden leg

Upholstered chair with oak legs



Code	Fabric bands				
	A	B	C	D	E
NO ARMS					
SUZ200	£494	£522	£551	£609	£667
FIXED ARMS					
SUZ200A	£580	£609	£638	£696	£754

DIMENSIONS
Overall width **480**
Overall depth **550**
Overall height **840**
Seat width **480**
Seat depth **420**
Seat height **480**
Back width **450**
Back height **410**

Skid

Upholstered chair with chrome frame



Code	Fabric bands				
	A	B	C	D	E
NO ARMS					
SUZ300	£348	£378	£407	£464	£522
FIXED ARMS					
SUZ300A	£464	£494	£522	£580	£638

DIMENSIONS
Overall width **480**
Overall depth **550**
Overall height **830**
Seat width **480**
Seat depth **420**
Seat height **470**
Back width **450**
Back height **410**

Pyramid base

Upholstered chair with black pyramid base



Code	Fabric bands				
	A	B	C	D	E
NO ARMS					
SUZ400-K	£348	£378	£407	£464	£522
FIXED ARMS					
SUZ400A-K	£464	£494	£522	£580	£638

DIMENSIONS

Overall width **480**
 Overall depth **550**
 Overall height **830**
 Seat width **480**
 Seat depth **420**
 Seat height **470**
 Back width **450**
 Back height **410**

Pyramid base

Upholstered chair with white pyramid base



Code	Fabric bands				
	A	B	C	D	E
NO ARMS					
SUZ400-WH	£348	£378	£407	£464	£522
FIXED ARMS					
SUZ400A-WH	£464	£494	£522	£580	£638

DIMENSIONS

Overall width **480**
 Overall depth **550**
 Overall height **830**
 Seat width **480**
 Seat depth **420**
 Seat height **470**
 Back width **450**
 Back height **410**

Santana



Accreditations



Product
guarantee



Manufactured
in the UK

Fabrics



Fabric bands
A, B, C, D, E

About

Santana offers strong and durable seating options that are both stylish and practical. The angled lines of these meeting room chairs create an unpretentious, contemporary look that blends well with just about any office design. Santana is available in black, white, blue and grey shells, with numerous upholstered seating and frame options so people can relax and sit in comfort.



Strong, durable and lightweight plastic chair with 3 leg frame options

An upholstered seat option provides additional comfort for extended applications

Available with arms, without arms or with right hand writing tablet

Ideal for any multi seating environment with stackable 4 leg & cantilever frame

Robust benches are ideal for waiting rooms, educational environments, retail and hospitals

Fully upholstered



Mesh back



Plastic back



Plastic seat & back



	Fabric bands				
Code	A	B	C	D	E
FOUR LEG STACKING CHAIR					
SFU100 No arms	£229	£241	£264	£281	£294
SFU101 Fixed arms	£265	£277	£300	£318	£330
SFU102 Writing tablet	£302	£314	£338	£355	£366

	Fabric bands				
Code	A	B	C	D	E
FOUR LEG STACKING CHAIR					
SMB100 No arms	£218	£229	£247	£258	£271
SMB101 Fixed arms	£254	£265	£284	£295	£307
SMB102 Writing tablet	£290	£302	£320	£331	£343

	Fabric bands				
Code	A	B	C	D	E
FOUR LEG STACKING CHAIR					
SUS100 No arms	£206	£218	£229	£253	£276
SUS101 Fixed arms	£242	£254	£265	£289	£312
SUS102 Writing tablet	£278	£290	£302	£325	£348

Code	RRP
FOUR LEG STACKING CHAIR	
SNT100 No arms	£169
SNT101 Fixed arms	£205
SNT102 Writing tablet	£243

	Fabric bands				
Code	A	B	C	D	E
FOUR LEG MOBILE CHAIR					
SFU200 No arms	£258	£281	£294	£305	£317
SFU201 Fixed arms	£295	£318	£330	£342	£353
SFU202 Writing tablet	£331	£343	£355	£384	£395

	Fabric bands				
Code	A	B	C	D	E
FOUR LEG MOBILE CHAIR					
SMB200 No arms	£258	£271	£281	£311	£323
SMB201 Fixed arms	£295	£307	£318	£347	£360
SMB202 Writing tablet	£331	£343	£355	£384	£395

	Fabric bands				
Code	A	B	C	D	E
FOUR LEG MOBILE CHAIR					
SUS200 No arms	£247	£258	£271	£294	£305
SUS201 Fixed arms	£284	£295	£307	£330	£342
SUS202 Writing tablet	£320	£331	£343	£366	£378

Code	RRP
FOUR LEG MOBILE CHAIR	
SNT200 No arms	£205
SNT201 Fixed arms	£243
SNT202 Writing tablet	£280

	Fabric bands				
Code	A	B	C	D	E
CANTILEVER CHAIR					
SFU300 No arms	£276	£294	£305	£317	£341
SFU301 Fixed arms	£312	£330	£342	£363	£377
SFU302 Writing tablet	£348	£366	£378	£390	£413

	Fabric bands				
Code	A	B	C	D	E
CANTILEVER CHAIR					
SMB300 No arms	£271	£281	£294	£311	£323
SMB301 Fixed arms	£307	£318	£330	£347	£360
SMB302 Writing tablet	£343	£355	£366	£384	£395

	Fabric bands				
Code	A	B	C	D	E
CANTILEVER CHAIR					
SUS300 No arms	£271	£281	£294	£317	£328
SUS301 Fixed arms	£307	£318	£330	£353	£365
SUS302 Writing tablet	£343	£355	£366	£390	£401

Code	RRP
CANTILEVER CHAIR	
SNT300 No arms	£219
SNT301 Fixed arms	£256
SNT302 Writing tablet	£295

DIMENSIONS

Overall width 500 (with writing tablet & arm 580)
 Overall depth 530 (with writing tablet 730)
 Overall height 790 (with cantilever 820)
 Seat width 460
 Seat depth 430
 Seat height 440
 Back width 430
 Back height 380

DIMENSIONS

Overall width 500 (with writing tablet & arm 580)
 Overall depth 530 (with writing tablet 730)
 Overall height 790 (with cantilever 820)
 Seat width 460
 Seat depth 430
 Seat height 440
 Back width 430
 Back height 380

DIMENSIONS

Overall width 500 (with writing tablet & arm 580)
 Overall depth 530 (with writing tablet 730)
 Overall height 790 (with cantilever 820)
 Seat width 460
 Seat depth 430
 Seat height 440
 Back width 430
 Back height 380

DIMENSIONS

Overall width 500 (with writing tablet & arm 580)
 Overall depth 530 (with writing tablet 730)
 Overall height 790 (with cantilever 820)
 Seat width 460
 Seat depth 430
 Seat height 440
 Back width 430
 Back height 380

OPTIONS



Black (K)



Chrome (C)



Grey (G)



Blue (B)



Black (K)



Grey (G)



White (WH)

Perforated back



Perforated back & Plastic seat



Perforated back bench



Fabric bands

Code	A	B	C	D	E
FOUR LEG STACKING CHAIR					
SUP100 No arms	£211	£223	£235	£258	£281
SUP101 Fixed arms	£250	£260	£272	£295	£318
SUP102 Writing tablet	£285	£296	£308	£331	£355

FOUR LEG MOBILE CHAIR

SUP200 No arms	£247	£258	£271	£294	£317
SUP201 Fixed arms	£284	£295	£307	£330	£353
SUP202 Writing tablet	£320	£331	£343	£366	£390

CANTILEVER CHAIR

SUP300 No arms	£258	£271	£281	£305	£328
SUP301 Fixed arms	£295	£307	£318	£342	£365
SUP302 Writing tablet	£331	£343	£355	£378	£401

DIMENSIONS

Overall width 500 (with writing tablet & arm 580)
 Overall depth 530 (with writing tablet 730)
 Overall height 790 (with cantilever 820)
 Seat width 460
 Seat depth 430
 Seat height 440
 Back width 430
 Back height 380

Code RRP

FOUR LEG STACKING CHAIR	
SPB100 No arms	£169
SPB101 Fixed arms	£205
SPB102 Writing tablet	£243

FOUR LEG MOBILE CHAIR

SPB200 No arms	£205
SPB201 Fixed arms	£243
SPB202 Writing tablet	£280

CANTILEVER CHAIR

SPB300 No arms	£219
SPB301 Fixed arms	£256
SPB302 Writing tablet	£295

DIMENSIONS

Overall width 500 (with writing tablet & arm 580)
 Overall depth 530 (with writing tablet 730)
 Overall height 790 (with cantilever 820)
 Seat width 460
 Seat depth 430
 Seat height 440
 Back width 430
 Back height 380

Code RRP

BENCH WITH 2 SEATS	
SPB-B2	£468
BENCH WITH 3 SEATS	
SPB-B3	£653

BENCH WITH 2 SEATS AND TABLE	
SPB-B3T	£678

BENCH WITH 4 SEATS	
SPB-B4	£895

BENCH WITH 3 SEATS AND TABLE	
SPB-B4T	£911

DIMENSIONS

2 wide 1000, 3 wide 1450, 4 wide 1900
 Depth 600
 Height 760
 Seat width 460
 Seat depth 470
 Seat height 450
 Back width 465
 Back height 230



Blue (B)



Black (K)



Grey (G)



White (WH)

Soft seating



About

Modern office environments call for stylish design in every aspect of their specification and our Social Spaces portfolio offers all the good looks and aesthetic choices to satisfy the latest trends and the most enduring designs. An extensive range of fabrics and finishes can add style, colour and interest to any office space by creating a relaxed and unique, fully co-ordinated look, perfect for social spaces, working hot spots or for use in a reception area where visitors can rest in comfort.



Tilly
page 368



Alban
page 370



Encore²
page 372



Lyric
page 374



Oslo
page 376



Meavy
page 378



Celestra
page 380



Groove
page 382



Avalon
page 384



Figaro
page 386



Juna
page 388



Shout
page 390



Jude
page 392



Joss
page 394



Otis
page 396



Alpha
page 397



Liana
page 398



Corby
page 399



Benotto
page 400



Helsinki
page 401



London
page 402



Decco
page 403

Tilly

SOCIAL
SPACES.

Tilly is a seating family that can easily be crafted together to create formal or informal areas that support today's work-play-gather environments. Luxurious, elegant and classic, the smooth lines make Tilly more of an artwork than a piece of furniture. The comfortable seat and separate backrest are incorporated in high sides that can play the role of screens and meet the needs of private communication.



Accreditations

Product
guaranteeDesigned &
manufactured

Dimensions

	Overall width	Overall depth	Overall height	Seat width	Seat depth	Seat height	Back width	Back height
TY-LBS1	1100	700	900	810	570	425	590	240
TY-LBS2	1700	700	900	1540	570	425	1320	240
TY-HBS1	1100	700	1250	810	570	425	590	240
TY-HBS2	1700	700	1250	1540	570	425	1320	240

Black 4 leg frames with
purposely designed curved
back and arms

Provides space and
acoustical separation in
open areas

Combine with power and
furniture for expanded work
and meeting options

Work away from the
distractions of phones
and general office noise



Code	Fabric bands				
	A	B	C	D	E
LOW BACK SINGLE SEATER					
TY-LBS1	£1850	£1900	£2000	£2100	£2300



Code	Fabric bands				
	A	B	C	D	E
LOW BACK DOUBLE SEATER					
TY-LBS2	£2400	£2500	£2600	£2800	£3000



Code	Fabric bands				
	A	B	C	D	E
HIGH BACK SINGLE SEATER					
TY-HBS1	£2300	£2400	£2500	£2600	£2800



Code	Fabric bands				
	A	B	C	D	E
HIGH BACK DOUBLE SEATER					
TY-HBS2	£3000	£3100	£3200	£3400	£3600



Optional Accessories

POWER MODULE MOUNTED UNDER SEAT

PH-1-K PHASE BLACK £384



3 week
lead time



5-6 week
lead time

Alban

Add style, colour and interest to any office space with the Alban soft seating range, designed to provide the perfect solution to small and large breakout and reception areas. With so many seating designs and fabrics available, Alban will bring a touch of modernism to any office and keep both employees and customers content by offering them a relaxing zone they can appreciate away from their desks.



Accreditations



Product
guarantee



Designed &
manufactured

Dimensions

	Overall width	Overall depth	Overall height	Seat width	Seat depth	Seat height	Back width	Back height
ALBAN01-LOW	985	800	730	530	560	430	530	300
ALBAN02-LOW	1700	800	730	1245	560	430	1245	300
ALBAN03-LOW	2050	800	730	1595	560	430	1595	300
ALBAN01-HIGH	985	800	1250	530	560	430	530	690
ALBAN02-HIGH	1700	800	1250	1245	560	430	1245	690
ALBAN03-HIGH	2050	800	1250	1595	560	430	1595	690
ALBAN01-C	985	800	1800	530	560	430	530	1320
ALBFT	620	500	430					

A comfortable place to sit for prolonged periods to break up the day

Available in 1, 2 and 3 seater combinations with two-tone fabric options

Create a space that can accommodate groups in privacy, comfort and style

Polished chrome legs with floor protectors to move around safely



Code	Fabric bands				
	A	B	C	D	E
SINGLE SEATER LOW BACK SOFA					
ALBAN01-LOW	£962	£1032	£1153	£1274	£1390



Code	Fabric bands				
	A	B	C	D	E
TWO SEATER LOW BACK SOFA					
ALBAN02-LOW	£1182	£1310	£1425	£1541	£1680



Code	Fabric bands				
	A	B	C	D	E
SINGLE SEATER LOW BACK SOFA					
ALBAN03-LOW	£1390	£1622	£1853	£2085	£2316




Code	Fabric bands				
	A	B	C	D	E
SINGLE SEATER HIGH BACK SOFA					
ALBAN01-HIGH	£1506	£1737	£1969	£2200	£2548



Code	Fabric bands				
	A	B	C	D	E
TWO SEATER HIGH BACK SOFA					
ALBAN02-HIGH	£1737	£1969	£2200	£2432	£2779



Code	Fabric bands				
	A	B	C	D	E
THREE SEATER HIGH BACK SOFA					
ALBAN03-HIGH	£2085	£2316	£2548	£2779	£3126



Code	Fabric bands				
	A	B	C	D	E
SINGLE SEATER HIGH BACK SOFA WITH CANOPY					
ALBAN01-C	£2432	£2548	£2779	£3126	£3416
SINGLE SEATER HIGH BACK SOFA WITH CANOPY & LIGHT					
ALBAN01-C-L	£2607	£2722	£2953	£3301	£3589



Code	Fabric bands				
	A	B	C	D	E
FOOT STOOL					
ALBFT	£811	£870	£927	£985	£1043



Optional Accessories

POWER MODULE MOUNTED UNDER SEAT		
PH-1-K	PHASE BLACK	£384



3 week lead time



5-6 week lead time

Encore²

Encore² is a distinctively elegant soft seating solution that is high in quality and unique in design. The clean, modern lines of the seating, available in a choice of high and low backs, with built-in lumbar support and angular arms give Encore² a contemporary look that will suit many open plan offices, creating a work space which will inspire employees collaborations to a new level of function and sophistication.



Accreditations



Product
guarantee



Designed &
manufactured

Dimensions

	Overall width	Overall depth	Overall height	Seat width	Seat depth	Seat height	Back width	Back height
ENC01L	790	730	790	600	490	450	590	390
ENC02L	1390	730	790	1200	490	450	1190	390
ENC03L	1990	730	790	1800	490	450	1790	390
ENC01H	790	730	1270	600	490	450	590	820
ENC02H	1390	730	1270	1200	490	450	1190	820
ENC03H	1990	730	1270	1800	490	450	1790	820

Classic style with clean lines, great comfort and broad appeal

Choice of distinctive black steel or wooden sled frames

Deep-foamed seat construction with two-tone fabric options

Available with integrated power supply built in to the frame



Code	RRP	Fabric bands				
		A	B	C	D	E
SINGLE SEATER LOW BACK SOFA - METAL FRAME						
ENC01L-MF	£1200	£1200	£1250	£1300	£1400	£1500
SINGLE SEATER LOW BACK SOFA - WOODEN FRAME						
ENC01L-WF	£1500	£1500	£1550	£1600	£1700	£1800



Code	RRP	Fabric bands				
		A	B	C	D	E
TWO SEATER LOW BACK SOFA - METAL FRAME						
ENC02L-MF	£1400	£1400	£1500	£1600	£1700	£1800
TWO SEATER LOW BACK SOFA - WOODEN FRAME						
ENC02L-WF	£1700	£1700	£1800	£1900	£2000	£2100



Code	RRP	Fabric bands				
		A	B	C	D	E
THREE SEATER LOW BACK SOFA - METAL FRAME						
ENC03L-MF	N/A	£1700	£1800	£2000	£2200	£2400
THREE SEATER LOW BACK SOFA - WOODEN FRAME						
ENC03L-WF	N/A	£2000	£2100	£2300	£2500	£2700



Code	RRP	Fabric bands				
		A	B	C	D	E
SINGLE SEATER HIGH BACK SOFA - METAL FRAME						
ENC01H-MF	£1300	£1300	£1400	£1500	£1600	£1800
SINGLE SEATER HIGH BACK SOFA - WOODEN FRAME						
ENC01H-WF	£1600	£1600	£1700	£1800	£1900	£2100



Code	RRP	Fabric bands				
		A	B	C	D	E
TWO SEATER HIGH BACK SOFA - METAL FRAME						
ENC02H-MF	£1600	£1600	£1700	£1800	£2000	£2200
TWO SEATER HIGH BACK SOFA - WOODEN FRAME						
ENC02H-WF	£1900	£1900	£2000	£2100	£2200	£2400



Code	RRP	Fabric bands				
		A	B	C	D	E
THREE SEATER HIGH BACK SOFA - METAL FRAME						
ENC03H-MF	N/A	£2000	£2100	£2300	£2500	£2700
THREE SEATER HIGH BACK SOFA - WOODEN FRAME						
ENC03H-WF	N/A	£2300	£2400	£2600	£2800	£3000



Optional Accessories

POWER MODULE MOUNTED UNDER SEAT

PH-1-K PHASE BLACK £384



Late Grey/Range Blue

-LG-RB



Elapse Grey/Late Grey

-EG-LG



3 week lead time



5-6 week lead time

Lyric

Lyric is a modern and stylish upholstered sofa collection designed to provide employees with an area to unwind together and build good working relationships, or for visitors to rest in comfort. The clean lines and functionality make Lyric an ideal choice for breakout spaces and reception areas, where the extensive range of fabrics and finishes can create a relaxed and unique environment.



Accreditations



Product
guarantee



Designed &
manufactured

Dimensions


	Overall width	Overall depth	Overall height	Seat width	Seat depth	Seat height	Back width	Back height
LYR50001	900	820	790	600	510	420	600	410
LYR50002	1450	820	790	1160	510	420	1160	410
LYR50003	2010	820	790	1720	510	420	1720	410

Available in 1, 2 and 3 seater combinations with two-tone fabric options

Choice of distinctive polished chrome or solid oak tapered legs

Classic style with clean lines, great comfort and broad appeal

Ideal in a reception or waiting area around a coffee table



Code	Fabric bands				
	A	B	C	D	E
SINGLE SEATER SOFA - METAL LEGS					
LYR50001-ML	£985	£1043	£1101	£1159	£1274
SINGLE SEATER SOFA - WOODEN FEET					
LYR50001-WF	£1101	£1159	£1217	£1274	£1390

Code	Fabric bands				
	A	B	C	D	E
TWO SEATER SOFA - METAL LEGS					
LYR50002-ML	£1390	£1506	£1622	£1737	£1853
TWO SEATER SOFA - WOODEN FEET					
LYR50002-WF	£1506	£1622	£1737	£1853	£1969



Code	Fabric bands				
	A	B	C	D	E
THREE SEATER SOFA - METAL LEGS					
LYR50003-ML	£1622	£1737	£1969	£2200	£2432
THREE SEATER SOFA - WOODEN FEET					
LYR50003-WF	£1737	£1853	£2085	£2316	£2548



Optional Accessories

POWER MODULE MOUNTED UNDER SEAT

PH-1-K PHASE BLACK £384



3 week
lead time



5-6 week
lead time

Oslo

The Oslo fully upholstered sofa can easily adapt to all spaces due to its aesthetic simplicity, angular corners and generous proportions. Often situated in reception areas, Oslo is equally at home in informal meeting spaces, private offices and breakout spaces, offering employees and visitors alike a comfortable seating experience, without compromising on style.



Accreditations



Product
guarantee



Designed &
manufactured

Dimensions

	Overall width	Overall depth	Overall height	Seat width	Seat depth	Seat height	Back width	Back height
OSL50001	800	710	850	555	525	455	555	395
OSL50002	1340	710	850	1105	525	455	1105	395
OSL50003	1880	710	850	1640	525	455	1640	395

Made to order fabric reception seating ideal for any modern interior

1, 2 and 3 seater sofas available in a multitude of fabric options

Ideal for where people can go for some time away from their desk

Features deep cushioned seats and backs with a square block design



Code	RRP	Fabric bands				
		A	B	C	D	E
SINGLE SEATER SOFA						
OSL50001	£850	£850	£900	£950	£1000	£1100



Code	RRP	Fabric bands				
		A	B	C	D	E
TWO SEATER SOFA						
OSL50002	£1100	£1100	£1200	£1300	£1400	£1500



Code	RRP	Fabric bands				
		A	B	C	D	E
THREE SEATER SOFA						
OSL50003	N/A	£1300	£1400	£1500	£1600	£1700



Optional Accessories

POWER MODULE MOUNTED ON SEAT FRONT

PX-1-K PIXEL BLACK **£311**



3 week
lead time



5-6 week
lead time

Meavy

Meavy chairs combine the beauty of high quality upholstery and the strength of a solid beech wooden frame for a stylish yet durable seating option. With both arm and armless options available, the chair's simple, classic design allows it to complement any office environment and keep visitors comfortable and relaxed.



Accreditations



Product
guarantee



Designed &
manufactured

Dimensions

	Overall width	Overall depth	Overall height	Seat width	Seat depth	Seat height	Back width	Back height
MEA50001	520	720	850	470	510	470	470	470
MEA50002	1050	720	850	940	510	470	940	470
MEA50004	520	720	850	470	510	470	470	470

Elegant, flowing lines with a solid beech frame

No arm and with arm, 1 and 2 seater combinations

Ideal around a coffee table in a reception or waiting area

Sturdy Birch plywood internal back frame



Fabric bands

Code	A	B	C	D	E
------	---	---	---	---	---

SINGLE SEATER CHAIR

MEA50001	£397	£436	£474	£503	£550
----------	------	------	------	------	------



Fabric bands

Code	A	B	C	D	E
------	---	---	---	---	---

SINGLE SEATER CHAIR WITH ARMS

MEA50004	£419	£451	£487	£520	£568
----------	------	------	------	------	------



Fabric bands

Code	A	B	C	D	E
------	---	---	---	---	---

DOUBLE SEATER CHAIR WITH ARMS

MEA50002	£638	£660	£718	£808	£900
----------	------	------	------	------	------



3 week
lead time



5-6 week
lead time

Celestra

Celestra is a clean, attractive soft seating solution that can add to the welcoming atmosphere of any reception area, allowing visitors to feel at ease while they wait. The simple, classic design of the conveniently sized one and two seater tub chairs are fully upholstered and available in different colour and fabric options to match any existing office colour scheme.



Accreditations



Product
guarantee



Designed &
manufactured

Dimensions

	Overall width	Overall depth	Overall height	Seat width	Seat depth	Seat height	Back width	Back height
CEL50001	700	650	850	470	500	470	450	410
CEL50002	1300	650	850	970	500	470	950	410

Multi-use compact design available in 1 and 2 seaters

Multitude of fabric and colour options available

Curved, contoured backs for enhanced comfort

Matching feet options to glide across the floor



Code	RRP	Fabric bands				
		A	B	C	D	E
SINGLE SEATER SOFA						
CEL50001	£537	£537	£612	£655	£802	£878

Code	RRP	Fabric bands				
		A	B	C	D	E
TWO SEATER SOFA						
CEL50002	£785	£785	£878	£983	£1041	£1286



Forecast Grey



Maturity Blue



3 week lead time



5-6 week lead time

Groove

Groove breakout seating provides a flexible and informal seating solution for a wide range of environments. Available in a multitude of shapes, sizes and finishes, and with endless permutations, Groove stools can be scattered individually or used as interlinking seating to add colour, fun and inspiration to breakout areas and offices.



Accreditations



Product
guarantee



Designed &
manufactured

Dimensions

	Overall width	Overall depth	Overall height
GR01	410	410	430
GR02	410	410	430
GR03	410	910	430
BOP04	500	500	435

Use on their own
or mix with other
seating ranges

Easy to move and
re-configure to suit
different environments

Deep-foamed seats offering
enhanced comfort within
relaxation areas

Stylish accessory
for any breakout or
reception area



Code	RRP	Fabric bands				
		A	B	C	D	E
BUBBLE						
GR01	£211	£211	£240	£267	£299	£334



Code	RRP	Fabric bands				
		A	B	C	D	E
SQUARE						
GR02	N/A	£211	£240	£267	£299	£334



Code	RRP	Fabric bands				
		A	B	C	D	E
BRICK						
GR03	N/A	£374	£435	£461	£529	£596



Code	RRP	Fabric bands				
		A	B	C	D	E
SHADE						
BOP04	N/A	£348	£378	£407	£435	£464



Forecast Grey/Present Grey

-FG-PG



3 week
lead time



5-6 week
lead time

Avalon

The Avalon soft seating swivel pod with 360° rotation reflects the change towards a comfortable, informal working environment. In open spaces, the tall sides and wings of these privacy booths create visual and acoustic privacy to support individual quiet time. Perfect for phone calls or one-on-one interactions, Avalon pods can be used independently or alongside each other to enhance collaborative working.



Accreditations



Product
guarantee



Designed &
manufactured

Dimensions

	Overall width	Overall depth	Overall height	Seat width	Seat depth	Seat height	Back width	Back height
AVA01	800	810	1440	710	590	450	660	600

Perfect for collaborative areas as well as open plan offices and enclosed spaces

Fully upholstered single workstation with fixed head rest and 360° swivel base

Head section with large acoustic wings which offer personal privacy

Contoured, design reduces external noise and shields peripheral views



Code	Fabric bands				
	A	B	C	D	E
SINGLE SEATER PERSONAL SOFA					
AVA01	£2027	£2144	£2259	£2490	£2953



2-3 week
lead time



5-6 week
lead time

Figaro

Designed with comfort in mind, Figaro lounge seating's sculpted seat and back cushions make it both eye-catching and timeless. Figaro seamlessly crosses the line between retro style and contemporary design. The high back chair, with provocative lines and curves, is ideal for when people need time to unwind and recharge, and the medium back is ideal for a relaxed or casual collaboration.



Accreditations



Product
guarantee



Designed &
manufactured

Dimensions

	Overall width	Overall depth	Overall height	Seat width	Seat depth	Seat height	Back width	Back height
FIG-01	700	760	1110	560	540	440	590	780
FIG-02	700	760	1110	560	540	440	590	780
FIG-06	700	760	1110	560	540	440	590	780
FIGM-01	700	760	750	560	540	440	590	450
FIGM-02	700	760	750	560	540	440	590	450
FIGM-06	700	760	750	560	540	440	590	450
FIGLS-06	500	500	430					
FIGT-06	600	600	430					

Eye-catching, timeless high back design with the choice of frame styles

Head rest, neck support and integral lumbar add to its functionality and grandeur

Modern office or lounge seat with broad appeal and strong character

Ideal to spin around for personal privacy when making phone calls



Fabric bands					
Code	A	B	C	D	E
HIGH BACK CHAIR WITH WOODEN BASE					
FIG-01	£1564	£1680	£1796	£1911	£2144



Fabric bands					
Code	A	B	C	D	E
HIGH BACK CHAIR WITH 4 STAR BASE					
FIG-02	£1448	£1564	£1680	£1796	£2027



Fabric bands					
Code	A	B	C	D	E
HIGH BACK CHAIR WITH SPIRAL BASE					
FIG-06	£1100	£1200	£1300	£1400	£1500



Fabric bands					
Code	A	B	C	D	E
MEDIUM BACK CHAIR WITH WOODEN BASE					
FIGM-01	£1043	£1101	£1159	£1217	£1274



Fabric bands					
Code	A	B	C	D	E
MEDIUM BACK CHAIR WITH 4 STAR BASE					
FIGM-02	£1020	£1078	£1136	£1194	£1251



Fabric bands					
Code	A	B	C	D	E
MEDIUM BACK CHAIR WITH SPIRAL BASE					
FIGM-06	£1000	£1100	£1200	£1300	£1400



Fabric bands					
Code	A	B	C	D	E
FOOTSTOOL WITH SPIRAL BASE					
FIGLS-06	£600	£650	£700	£750	£800



Code	RRP
TABLE WITH SPIRAL BASE	
FIGT-06	£400



2-3 week
lead time



5-6 week
lead time

Juna

Beautifully crafted and elegant in design, Juna offers an informal refuge for employees and visitors alike. The Juna chairs offer an exceptional level of comfort and are smartly sized to make a big impression, even in small spaces. This comfortable lounge chair will always soothe your stresses and fatigues caused by work with its warm embrace and entertain your guests with its ergonomic design.



Accreditations



Product
guarantee



Designed &
manufactured

Dimensions

	Overall width	Overall depth	Overall height	Seat width	Seat depth	Seat height	Back width	Back height
JUN01	700	770	870	510	490	460	440	450
JUN02	520	570	1000	470	440	460	440	580

Traditionally styled, smart, angular soft seating design with smooth curves

Wooden legs & polished aluminium rotating base options

Ergonomically-designed lines with comfortable back & arm support

Ideal around a coffee table in a reception or waiting area for visitors



Code	RRP	Fabric bands				
		A	B	C	D	E
HIGH BACK CHAIR WITH 4 STAR BASE						
JUN01-AR	N/A	£696	£725	£783	£842	£870



Code	RRP	Fabric bands				
		A	B	C	D	E
HIGH BACK CHAIR WITH WOODEN LEGS						
JUN01-WF	N/A	£696	£725	£783	£842	£870



Code	RRP	Fabric bands				
		A	B	C	D	E
LOW BACK CHAIR WITH 4 STAR BASE						
JUN02-AR	N/A	£580	£609	£667	£725	£754



Code	RRP	Fabric bands				
		A	B	C	D	E
LOW BACK CHAIR WITH WOODEN LEGS						
JUN02-WF	£580	£580	£609	£667	£725	£754



Late Grey
-LG



3 week
lead time



5-6 week
lead time

Shout

The graceful curves and refined shape of the Shout chairs offer a welcoming place to work casually and comfortably. The chic frame design provides a contoured platform that supports sophistication, with a welcoming seat and two expressive back styles that both combine the pleasure of a warm embrace with a versatility ideal for classrooms, common areas, and meeting rooms.



Accreditations



Product
guarantee



Designed &
manufactured

Dimensions

	Overall width	Overall depth	Overall height	Seat width	Seat depth	Seat height	Back width	Back height
BSH01	570	630	870	570	470	480	570	470
BSH02	570	630	870	570	470	480	570	470
BSH01-O	570	630	870	570	470	480	570	470
BSH02-O	570	630	870	570	470	480	570	470

Can be placed in reception areas, open spaces, private nooks, and more

Contemporary curved back design with the choice of chrome frames

Two base styles with choice of fabric or solid wooden backs

Ideal around the matching coffee table in a reception or waiting area



Code	Fabric bands				
	A	B	C	D	E
LOUNGE CHAIR WITH 4 STAR BASE					
BSH01	£696	£754	£811	£870	£927



Code	Fabric bands				
	A	B	C	D	E
LOUNGE CHAIR WITH SLED BASE					
BSH02	£522	£580	£638	£696	£754



Code	Fabric bands				
	A	B	C	D	E
LOUNGE CHAIR WITH 4 STAR BASE & OAK BACK					
BSH01-O	£870	£927	£985	£1043	£1101



Code	Fabric bands				
	A	B	C	D	E
LOUNGE CHAIR WITH SLED BASE & OAK BACK					
BSH02-O	£696	£754	£811	£870	£927



3 week
lead time



5-6 week
lead time

Jude



Jude lounge seating's practical details make it both eye-catching and timeless. With its base options and clean styling, Jude can seamlessly cross the line between classic and contemporary, with an opulent, curved design and arms that wrap the occupant in one continuous embrace. A classic form that combines exquisite design in a fashion format, Jude is the perfect signature piece to reside in public spaces.



Accreditations



Product
guarantee



Designed &
manufactured

Dimensions

	Overall width	Overall depth	Overall height	Seat width	Seat depth	Seat height	Back width	Back height
JUD03	600	590	760	510	490	420	460	320
JUD05	600	590	760	510	490	420	460	320
JUD06	600	590	780	510	490	440	460	320

Contemporary design with luxurious deep-foamed seat for added comfort

Purposefully designed sculptured back and arms section

Ideal for receptions, waiting rooms and breakout areas around a table

Choice of distinctive polished chrome or wooden frame styles



Code	RRP	Fabric bands				
		A	B	C	D	E
LOUNGE CHAIR WITH PYRAMID OAK LEGS						
JUD03	£927	£927	£985	£1043	£1101	£1159



Code	RRP	Fabric bands				
		A	B	C	D	E
LOUNGE CHAIR WITH CHROME 4 STAR BASE						
JUD05	N/A	£870	£927	£985	£1043	£1217



Code	RRP	Fabric bands				
		A	B	C	D	E
LOUNGE CHAIR WITH CHROME SLEIGH FRAME						
JUD06	N/A	£696	£754	£811	£870	£927



Forecast Grey/Range Blue -FG-RB Forecast Grey/Extent Red -FG-ER

3 week lead time

5-6 week lead time

Available from - Merlin Industrial Products Ltd - 0800 0418 650 - info@merlin-industrial.co.uk

Joss

An exciting fusion of stylish design, sculpted contours and considered proportions, Joss is a lounge chair collection that is incredibly versatile and suitable for a wide range of lounge environments and informal meeting spaces. Available in a choice of distinct bases, including beech four-legged frames for a classic feel or chrome 4 star and sled bases for a contemporary look, the Joss range embodies luxury and elegance.



Accreditations



Product
guarantee



Designed &
manufactured

Dimensions

	Overall width	Overall depth	Overall height	Seat width	Seat depth	Seat height	Back width	Back height
JOS03	630	620	810	470	470	450	500	400
JOS04	630	620	810	470	470	450	500	400
JOS05	630	620	810	470	470	450	500	400
JOS06	630	620	830	470	470	470	500	400

Contemporary, inviting design with the choice of 4 frame styles

Purposefully designed with deep-foamed seat and sculpted back and arms

Offers a relaxing and comfortable seating solution for employees and visitors

Will make any work area look contemporary, vibrant and chic



Code	Fabric bands				
	A	B	C	D	E
LOUNGE CHAIR WITH PYRAMID OAK LEGS					
JOS03	£1032	£1089	£1147	£1205	£1320



Code	Fabric bands				
	A	B	C	D	E
LOUNGE CHAIR WITH CONICAL OAK LEGS					
JOS04	£857	£916	£974	£1032	£1147



Code	Fabric bands				
	A	B	C	D	E
LOUNGE CHAIR WITH CHROME 4 STAR BASE					
JOS05	£1003	£1061	£1119	£1176	£1292



Code	Fabric bands				
	A	B	C	D	E
LOUNGE CHAIR WITH CHROME SLEIGH FRAME					
JOS06	£742	£801	£857	£916	£1032



3 week
lead time



5-6 week
lead time

With sophisticated design styling, Otis features voluminous curves for a soft and stylish profile. The upholstered tub style chair has angled sides which offer a relaxing and comfortable seating solution and the distinctive, diagonal four-legged chrome frame complements the matching coffee table to perfection.



Elegant, flowing lines with a durable laminated interior frame

Polished chrome finish four-leg design with floor protectors



Comprehensive choice of fabrics with two-tone options

Ideal around a coffee table in a reception or waiting area for visitors

	RRP	Band A	Band B	Band C	Band D	Band E		Overall width	Overall depth	Overall height	Seat width	Seat depth	Seat height	Back width	Back height
OTIS01	£762	£762	£794	£830	£899	£968	OTIS01	610	720	800	470	450	450	560	400
OTIS01-CT	£300						OTIS01-CT	600	600	420					



Range Blue
(RB)



Lifetime Yellow
(LY)



3 week
lead time



5-6 Week
lead time

LAMINATE FINISHES



White
(WH)



Kendal Oak
(KO)

A lounge chair is as much about visual comfort as it is flexibility. Alpha brings a sense of comfort and cosiness perfect for all kinds of spaces. Featuring a dainty shape with arms and headrest, Alpha forgoes the complexities of different design elements and embraces a simple and neat outlook that perfectly fits into today's trendy styles, radiating a feeling of grace and pleasure.



Eye-catching, timeless high back design in a velvet fabric

Head rest, neck support and integral lumbar add to its functionality

Modern office or lounge seat with broad appeal and strong character

Ideal around a coffee table in a reception or waiting area for visitors

	DESCRIPTION	RRP
ALP01-DB	Dark Blue	£520
ALP01-MU	Mustard	£520

	Overall width	Overall depth	Overall height	Seat width	Seat depth	Seat height	Back width	Back height
ALP01	750	780	930	530	510	420	550	590



Dark Blue
(DB)



Mustard
(MU)

The Liana lounge chair inspires people to come together with new ideas, new priorities and new ways of thinking. Soft seating is not just for the reception area anymore, and fashion finds the workplace in this contemporary single seater chair for meeting areas, breakout spaces, presentation facilities, low-task office applications, lounge and reception areas.



Comfortable and supportive with a sturdy black metal frame

Cushions with arm rests designed to fit the curve of the body

Ideal around a coffee table in a reception or waiting area

Velvet-style fabric finish for style and elegance

	DESCRIPTION	RRP		Overall width	Overall depth	Overall height	Seat width	Seat depth	Seat height	Back width	Back height
LIA01-MB	Mid-blue	£400	LIA01	780	670	750	510	500	430	470	420
LIA01-LG	Light grey	£400									



Mid-blue
(MB)

Light Grey
(LG)

With Corby soft seating it's easy to touch down, discuss and have a meeting of the minds. Comfortable and lightweight, the fully-upholstered elements in blue and grey variants arrange easily to suit the moment. Corby's relaxed and versatile elements suit a range of needs, from lounge spaces to open offices. Competitively priced, Corby is an easy way to come together.



Clean lines and minimalist design suit any setting

Sturdy but lightweight for easy rearranging

Ideal around a coffee table in a reception or waiting area

Velvet-style fabric finish for style and elegance

	DESCRIPTION	RRP		Overall width	Overall depth	Overall height	Seat width	Seat depth	Seat height	Back width	Back height
COR01-LB	Light blue	£400	COR01	670	700	710	520	520	410	490	400
COR01-DG	Dark grey	£400									



Light Blue
(LB)



Dark Grey
(DG)

Benotto has a wrap-around seating design that provides the comfort employees and visitors desire, and you can also rest assured knowing that you can rely on its style and durability for years to come. The square stainless steel frame and cylindrical legs add a touch of modernism to these comfortable, stylish faux leather chairs.



BEN50001



BEN50002



BEN50003

Available in 1,
2 and 3 seater
combinations

Curved, padded
wrap around sides
and back rest

Square underframe
with cylindrical leg
design

Durable leather effect
upholstery with deep
cushioned seats

	Description	RRP
BEN50001	Single chair	£597
BEN50002	Two seater	£845
BEN50003	Three seater	£1092

	Overall width	Overall depth	Overall height	Seat width	Seat depth	Seat height	Back width	Back height
BEN50001	770	680	740	520	545	450	520	330
BEN50002	1150	680	740	890	545	450	890	330
BEN50003	1650	680	740	1400	545	450	1400	330



The large, comfortable and luxurious Helsinki reception chairs will make lovely additions to any office or reception area. Available in black leather, the deep padded seats and backs offer unmatched comfort and support for both employees and visitors sitting for extended periods of time, whilst at the same time adding a look of modern sophistication.



HEL50001



HEL50002



HEL50004

Black leather faced reception seating ideal for any modern interior

Square reception sofas available in 1, 2 and 3 seater combinations

Silver steel base and legs for strength and stability

Features deep cushioned seats and backs with a square block design, creating a stylish effect

	Description	RRP		Overall width	Overall depth	Overall height	Seat width	Seat depth	Seat height	Back width	Back height
HEL50001	Single chair	£688	HEL50001	800	800	850	555	525	455	555	395
HEL50002	Two seater	£994	HEL50002	1340	1340	850	1105	525	455	1105	395
HEL50004	Three seater	£1453	HEL50004	1880	1880	850	1640	525	455	1640	395



London is an attractive, faux leather seating solution where versatility and comfort are a top priority. Not only do the conveniently sized tub chairs allow for many placement options within a reception area, but the sturdy construction ensures that these attractive chairs will grace any office reception area or breakout space for years to come.



- Single seater tub chair, perfect for receptions or waiting rooms
- Outstanding example of good taste and a classic, timeless design
- Durable black faux leather with generous deep cushioned seat
- Stylish high back tub style chair provided with glides for easy movement

	Description	RRP		Overall width	Overall depth	Overall height	Seat width	Seat depth	Seat height	Back width	Back height
LON50001	Single chair	£454	LON50001	670	670	770	430	490	430	460	340



Decco reception chairs are ideal for providing a place to sit and wait for visitors before an appointment, offering clean, comfortable seating. The best luxury comes not only from quality brown leather material but also from an ergonomic, ribbed design that supports the back, looks good and makes visitors feel welcome, making it extremely appropriate as reception area or office seating.



Multi-use
compact design
with black frame

Ribbed design for
increased seating
comfort

Understated style
suitable for a wide
range of interiors

Ideal around a coffee
table in a reception or
waiting area

	Description	RRP		Overall width	Overall depth	Overall height	Seat width	Seat depth	Seat height	Back width	Back height
DEC01-BR	Single chair	£300	DEC01-BR	640	660	790	620	500	420	620	400



Brown
(BR)

Modular Soft Seating



About

Multi-functional, modular seating offers a completely flexible solution for any breakout area by creating a bespoke piece of furniture that can easily be re-sized to suit any office space. The simple, smart components of modular seating ranges can be used individually or arranged in a variety of dynamic configurations, making them ideal for employees and small groups to relax or meet informally.



Encore² Low
page 406



Encore² High
page 408



Lyric
page 410



Nera
page 412



Alto
page 416



Yealm
page 418

Encore² Modular

The Encore Modular is as reconfigurable as it is versatile and can be grouped together to create large landscape configurations which are ideal for meetings and reception areas, or be used as stand-alone pieces. The quality construction and high traffic design deliver an endless array of configurations and the high back units offer comfort and privacy where people can work, team up or gather.



Accreditations



Product
guarantee



Designed &
manufactured

Dimensions

	Overall width	Overall depth	Overall height	Seat width	Seat depth	Seat height	Back width	Back height
ENC-MOD01L	590	730	790	590	490	450	590	390
ENC-MOD01L-CC	780	730	790	650	490	450	650	390
ENC-MOD02L-CV	920	730	790	1000	490	450	650	390
ENC-MOD02L	1000	730	790	1000	490	450	1000	390
ENC-MOD02L-LA	1100	730	790	1000	490	450	1000	390
ENC-MOD02L-RA	1100	730	790	1000	490	450	1000	390
ENC-MOD01L-PM	200	730	790					
ENC-TAB01	600	600	400					
ENC-TAB02	1000	600	400					

Offering a completely flexible solution for any breakout area

Components can be arranged in a variety of dynamic configurations

Ideal for employees and small groups to relax or meet informally

Easy to re-configure to suit all work spaces with two-tone fabric options



Code	RRP	Fabric bands				
		A	B	C	D	E
LOW BACK SOFA WITH BLACK SLED FRAME						
ENC-MOD01L-MF	£700	£700	£750	£800	£850	£900
LOW BACK SOFA WITH WOODEN SLED FRAME						
ENC-MOD01L-WF	£1000	£1000	£1050	£1100	£1150	£1200

Code	Fabric bands				
	A	B	C	D	E
CONCAVE LOW BACK SOFA WITH BLACK SLED FRAME					
ENC-MOD01L-CC-MF	£900	£950	£1000	£1050	£1100
CONCAVE LOW BACK SOFA WITH WOODEN SLED FRAME					
ENC-MOD01L-CC-WF	£1200	£1250	£1300	£1350	£1400

Code	Fabric bands				
	A	B	C	D	E
CONVEX LOW BACK SOFA WITH BLACK SLED FRAME					
ENC-MOD02L-CV-MF	£900	£950	£1000	£1050	£1100
CONVEX LOW BACK SOFA WITH WOODEN SLED FRAME					
ENC-MOD02L-CV-WF	£1200	£1250	£1300	£1350	£1400



Code	Fabric bands				
	A	B	C	D	E
LOW BACK SOFA WITH NO ARMS & BLACK SLED FRAME					
ENC-MOD02L-MF	£1000	£1100	£1200	£1300	£1400
LOW BACK SOFA WITH NO ARMS & WOODEN SLED FRAME					
ENC-MOD02L-WF	£1300	£1400	£1500	£1600	£1700

Code	Fabric bands				
	A	B	C	D	E
LOW BACK SOFA WITH LEFT ARM & BLACK SLED FRAME					
ENC-MOD02L-LA-MF	£1200	£1300	£1400	£1500	£1600
LOW BACK SOFA WITH LEFT ARM & WOODEN SLED FRAME					
ENC-MOD02L-LA-WF	£1500	£1600	£1700	£1800	£1900

Code	Fabric bands				
	A	B	C	D	E
LOW BACK SOFA WITH RIGHT ARM & BLACK SLED FRAME					
ENC-MOD02L-RA-MF	£1200	£1300	£1400	£1500	£1600
LOW BACK SOFA WITH RIGHT ARM & WOODEN SLED FRAME					
ENC-MOD02L-RA-WF	£1500	£1600	£1700	£1800	£1900



Code	Fabric bands				
	A	B	C	D	E
POWER MODULE DIVIDER WITH BLACK SLED FRAME					
ENC-MOD01L-PM-MF	£1000	£1050	£1100	£1200	£1300
POWER MODULE DIVIDER WITH WOODEN SLED FRAME					
ENC-MOD01L-PM-WF	£1300	£1350	£1400	£1500	£1600

Code	RRP	MTO
COFFEE TABLE WITH BLACK SLED FRAME		
ENC-TAB01-MF	£175	£300
COFFEE TABLE WITH WOODEN SLED FRAME		
ENC-TAB01-WF	£450	£650

Code	RRP	MTO
LARGE COFFEE TABLE WITH BLACK SLED FRAME		
ENC-TAB02-MF	£200	£350
LARGE COFFEE TABLE WITH WOODEN SLED FRAME		
ENC-TAB02-WF	£500	£700

MFC FINISHES



ENC-MOD01L-MF only Late Grey/Range Blue -LG-RB Elapse Grey/Late Grey -EG-LG



3 week lead time



6 week lead time



Kendal Oak (KO)



White (WH)



Laminate (MTO)



Code	Fabric bands				
	A	B	C	D	E
HIGH BACK SOFA WITH BLACK SLED FRAME					
ENC-MOD01H-MF	£900	£950	£1000	£1100	£1200
HIGH BACK SOFA WITH WOODEN SLED FRAME					
ENC-MOD01H-WF	£1200	£1250	£1300	£1400	£1500



Code	Fabric bands				
	A	B	C	D	E
CONCAVE HIGH BACK SOFA WITH BLACK SLED FRAME					
ENC-MOD01H-CC-MF	£1200	£1300	£1400	£1500	£1600
CONCAVE HIGH BACK SOFA WITH WOODEN SLED FRAME					
ENC-MOD01H-CC-WF	£1500	£1600	£1700	£1800	£1900



Code	Fabric bands				
	A	B	C	D	E
CONVEX HIGH BACK SOFA WITH BLACK SLED FRAME					
ENC-MOD02H-CV-MF	£1200	£1300	£1400	£1500	£1600
CONVEX HIGH BACK SOFA WITH WOODEN SLED FRAME					
ENC-MOD02H-CV-WF	£1500	£1600	£1700	£1800	£1900



Code	Fabric bands				
	A	B	C	D	E
HIGH BACK SOFA WITH NO ARMS & BLACK SLED FRAME					
ENC-MOD02H-MF	£1300	£1400	£1500	£1600	£1700
HIGH BACK SOFA WITH NO ARMS & WOODEN SLED FRAME					
ENC-MOD02H-WF	£1600	£1700	£1800	£1900	£2000



Code	Fabric bands				
	A	B	C	D	E
HIGH BACK SOFA WITH LEFT ARM & BLACK SLED FRAME					
ENC-MOD02H-LA-MF	£1600	£1700	£1800	£1900	£2000
HIGH BACK SOFA WITH LEFT ARM & WOODEN SLED FRAME					
ENC-MOD02H-LA-WF	£1900	£2000	£2100	£2200	£2300



Code	Fabric bands				
	A	B	C	D	E
HIGH BACK SOFA WITH RIGHT ARM & BLACK SLED FRAME					
ENC-MOD02H-RA-MF	£1600	£1700	£1800	£1900	£2000
HIGH BACK SOFA WITH RIGHT ARM & WOODEN SLED FRAME					
ENC-MOD02H-RA-WF	£1900	£2000	£2100	£2200	£2300



Code	Fabric bands				
	A	B	C	D	E
TALL POWER MODULE DIVIDER WITH BLACK SLED FRAME					
ENC-MOD01H-PM-MF	£1200	£1300	£1400	£1500	£1600
TALL POWER MODULE DIVIDER WITH WOODEN SLED FRAME					
ENC-MOD01H-PM-WF	£1500	£1600	£1700	£1800	£1900

Dimensions

	Overall width	Overall depth	Overall height	Seat width	Seat depth	Seat height	Back width	Back height
ENC-MOD01H	590	730	1270	590	490	450	590	820
ENC-MOD01H-CC	780	730	1270	650	490	450	650	820
ENC-MOD02H-CV	920	730	1270	1000	490	450	650	820
ENC-MOD02H	1000	730	1270	1000	490	450	1000	820
ENC-MOD02H-LA	1100	730	1270	1000	490	450	1000	820
ENC-MOD02H-RA	1100	730	1270	1000	490	450	1000	820
ENC-MOD01H-PM	200	730	1270					



3 week
lead time



6 week
lead time

ENCORE²

SEATING WITH ADDITIONAL PERFORMANCE



MODULAR SEATING

409

“low and high back”

Lyric Modular

Lyric Modular allows you to add and remove individual elements of the soft seating with ease to create a bespoke piece of furniture that can easily be re-sized to suit any office space, large or small. The Lyric Modular upholstered sofa is ideal for providing employees with an area to relax, whilst maintaining a business feel and providing a level of comfort that lends itself to informal get togethers.



Accreditations



Product
guarantee



Designed &
manufactured

Dimensions

	Overall width	Overall depth	Overall height	Seat width	Seat depth	Seat height	Back width	Back height
LYRNA	565	820	790	565	510	420	565	410
LYRC	820	820	790	510	510	420	510	410
LYRRA	740	820	790	580	510	420	580	410
LYRLA	740	820	790	580	510	420	580	410

Easy to re-configure to suit all work spaces with two-tone fabric options

Multi-functional soft seating system for maximum flexibility

Ideal for informal meetings or large landscapes for public spaces

Made up of 4 large seating options to assemble in multiple configurations



Code	Fabric bands				
	A	B	C	D	E
CHAIR WITH NO ARMS AND METAL LEGS					
LYRNA-ML	£603	£672	£754	£788	£870
CHAIR WITH NO ARMS AND WOODEN FEET					
LYRNA-WF	£719	£788	£870	£903	£985



Code	Fabric bands				
	A	B	C	D	E
CORNER UNIT WITH METAL LEGS					
LYRC-ML	£847	£974	£997	£1112	£1274
CORNER UNIT WITH WOODEN FEET					
LYRC-WF	£962	£1089	£1112	£1228	£1390



Code	Fabric bands				
	A	B	C	D	E
CHAIR WITH RIGHT ARM AND METAL LEGS					
LYRRA-ML	£788	£893	£951	£997	£1136
CHAIR WITH RIGHT ARM AND WOODEN FEET					
LYRRA-WF	£903	£1008	£1066	£1112	£1251



Code	Fabric bands				
	A	B	C	D	E
CHAIR WITH LEFT ARM AND METAL LEGS					
LYRLA-ML	£788	£893	£951	£997	£1136
CHAIR WITH LEFT ARM AND WOODEN FEET					
LYRLA-WF	£903	£1008	£1066	£1112	£1251



3 week
lead time



6 week
lead time

Nera

Nera is one of the most versatile soft seating ranges available, offering a completely flexible solution for any breakout area. The simple, smart components of the Nera range can be used individually or arranged in a variety of dynamic configurations, making it the ideal collection for informal meetings, and all working environments now and in the future.



Accreditations



Product
guarantee



Designed &
manufactured

Dimensions

	Overall width	Overall depth	Overall height	Seat width	Seat depth	Seat height	Back width	Back height
NERA-D	1400	700	430	1400	510	430		
NERA-D-LB	1400	700	790	1400	510	430	700	440
NERA-D-RB	1400	700	790	1400	510	430	700	440
NERA-D-BB	1400	700	790	1400	510	430	1400	440
NERA-D-BLA	1400	700	790	1210	510	430	650	440
NERA-D-BRA	1400	700	790	1210	510	430	650	440
NERA-D-BBLA	1400	700	790	1210	510	430	1350	440
NERA-D-BBRA	1400	700	790	1210	510	430	1350	440
NERA-D-BRBLA	1400	700	790	1020	510	430	1300	440

Versatile and easy to re-configure with frames available in chrome

Single & double soft seating benches to assemble in multiple configurations

Extra deep high density foam seats for durability and comfort

Suitable for any breakout space with matching coffee tables and power unit



Code	RRP	A	Fabric bands			
			B	C	D	E
DOUBLE BENCH WITH NO BACK						
NERA-D	£750	£750	£800	£850	£900	£950



Code	Fabric bands				
	A	B	C	D	E
DOUBLE BENCH WITH LEFT HAND BACK					
NERA-D-LB	£920	£970	£1040	£1110	£1200



Code	Fabric bands				
	A	B	C	D	E
DOUBLE BENCH WITH RIGHT HAND BACK					
NERA-D-RB	£920	£970	£1040	£1110	£1200



Code	RRP	Fabric bands				
		A	B	C	D	E
DOUBLE BENCH WITH BACK						
NERA-D-BB	£950	£950	£1050	£1150	£1250	£1350



Code	Fabric bands				
	A	B	C	D	E
DOUBLE BENCH WITH LEFT HAND ARM AND BACK					
NERA-D-BLA	£950	£1020	£1110	£1180	£1280



Code	Fabric bands				
	A	B	C	D	E
DOUBLE BENCH WITH RIGHT HAND ARM AND BACK					
NERA-D-BRA	£950	£1020	£1110	£1180	£1280



Code	Fabric bands				
	A	B	C	D	E
DOUBLE BENCH WITH LEFT HAND ARM AND FULL BACK					
NERA-D-BBLA	£1150	£1250	£1350	£1450	£1550



Code	Fabric bands				
	A	B	C	D	E
DOUBLE BENCH WITH RIGHT HAND ARM AND FULL BACK					
NERA-D-BBRA	£1150	£1250	£1350	£1450	£1550



Code	Fabric bands				
	A	B	C	D	E
DOUBLE BENCH WITH ARMS AND FULL BACK					
NERA-D-BRABLA	£1500	£1600	£1700	£1800	£1900



Black frame
-K



NERA-D
only



Elapse Grey
-EG



NERA-D-BB
only



Elapse/Range
-EG-RB



Elapse/Endurance
-EG-EN



Elapse/Late
-EG-LG



3 week
lead time



6 week
lead time



Code	RRP	A	Fabric bands			
			B	C	D	E
SINGLE BENCH						
NERA-S	£600	£600	£650	£700	£750	£800



Code	Fabric bands				
	A	B	C	D	E
SINGLE BENCH WITH LEFT ARM AND BACK					
NERA-S-BLA	£800	£900	£1000	£1100	£1200



Code	Fabric bands				
	A	B	C	D	E
SINGLE BENCH WITH RIGHT ARM AND BACK					
NERA-S-BRA	£800	£900	£1000	£1100	£1200



Code	RRP	Fabric bands				
		A	B	C	D	E
SINGLE BENCH WITH BACK						
NERA-S-B	£700	£700	£775	£850	£925	£1000



Code	Fabric bands				
	A	B	C	D	E
CORNER UNIT					
NERA-Q	£407	£435	£464	£494	£522



Code	Fabric bands				
	A	B	C	D	E
POWER UNIT					
NERA-PU	£522	£551	£580	£609	£638



Code	RRP	MTO
SQUARE TABLE		
NERA-S-TABLE	£300	£348



Code	RRP	MTO
CORNER TABLE		
NERA-Q-TABLE	£300	£348

Dimensions

	Overall width	Overall depth	Overall height	Seat width	Seat depth	Seat height
NERA-S-B	700	700	430	700	510	430
NERA-S-BLA	700	700	790	600	510	430
NERA-S-BRA	700	700	790	600	510	430
NERA-S	700	700	790	700	510	430
NERA-Q	700	700	430	700	700	430
NERA-PU	700	250	430			
NERA-S-TABLE	700	700	240			
NERA-Q-TABLE	700	700	240			

MFC FINISHES



Black frame

NERA-S
onlyElapse Grey
-EGNERA-S-B
onlyElapse/Range
-EG-RBElapse/Endurance
-EG-ENElapse/Late
-EG-LG3 week
lead time6 week
lead timeKendal Oak
(KO)White
(WH)

NERA

DYNAMIC MODULAR CONFIGURATIONS



MODULAR SEATING

415

“Versatile & easy to re-configure”

Available from - Merlin Industrial Products Ltd - 0800 0418 650 - info@merlin-industrial.co.uk

Alto

Alto is a modular range of reception furniture that can be customised to fit the specific needs of the modern office, providing comfortable office seating for visitors while they wait. The flexibility of the modular components with curved, straight, left and right hand, corner and upholstered table options allows for multiple configurations without sacrificing on style.



Accreditations



Product
guarantee



Designed &
manufactured

Dimensions

	Overall width	Overall depth	Overall height	Seat width	Seat depth	Seat height	Back width	Back height
ALT50001	580	640	770	580	490	420	580	360
ALT50002	560	640	770	480	490	420	580	360
ALT50004	770	640	770	490	490	420	580	360
ALT50005	675	640	770	580	490	420	580	360
ALT50006	675	640	770	580	490	420	580	360
ALT50007	675	640	770	580	490	420	580	360
ALT50008	620	620	275					
ALT50009	100	400	200					

Simple, versatile selection of shapes for large and small footprints

Easy to move and re-configure to suit different environments

Deep-foamed seats offering enhanced comfort within relaxation areas

Solid wooden internal construction



Code	RRP	Fabric bands				
		A	B	C	D	E
SINGLE SEATER WITH NO ARMS						
ALT50001	£300	£316	£370	£409	£429	£509



Code	Fabric bands				
	A	B	C	D	E
SINGLE SEATER CONCAVE					
ALT50002	£328	£386	£420	£443	£524



Code	Fabric bands				
	A	B	C	D	E
SINGLE SEATER WITH ARMS					
ALT50004	£473	£577	£663	£691	£800




Code	Fabric bands				
	A	B	C	D	E
SINGLE SEATER WITH LEFT ARM					
ALT50005	£436	£506	£562	£613	£691



Code	Fabric bands				
	A	B	C	D	E
SINGLE SEATER WITH RIGHT ARM					
ALT50006	£436	£506	£562	£613	£691




Code	Fabric bands				
	A	B	C	D	E
SINGLE SEATER CORNER SECTION					
ALT50007	£612	£675	£739	£805	£900



Code	RRP	A	B	C	D	E
TABLE						
ALT50008	£170	£196	£223	£239	£252	£293



Code	RRP	A	B	C	D	E
TABLE WITH ION POWER MODULE						
ALT50008-P	£270	£296	£323	£339	£352	£393



Code	Fabric bands				
	A	B	C	D	E
ARM CUSHION					
ALT50009	£150	£165	£180	£195	£205



Elapse Grey
-EG



Maturity Blue/Range Blue
-MB-RB



Present Grey/Forecast Grey
-PG-FG



3 week
lead time



6 week
lead time

Yealm

Yealm is a stylish reception soft seating solution with a curved laminated wooden frame and ergonomic back design that allows visitors to wait in comfort whenever they visit the office. This modular seating solution comes with a solid wood top table and a selection of fabric options, so you can custom design the seats to fit your office perfectly in rows of any number of chairs.



Accreditations



Product
guarantee



Designed &
manufactured

Dimensions

	Overall width	Overall depth	Overall height	Seat width	Seat depth	Seat height	Back width	Back height
YEA50001	540	570	870	460	460	380	460	510
YEA50004	540	570	870	460	460	380	460	510
YEA50005	540	570	870	460	460	380	460	510
YEA50006	540	570	870	460	460	380	460	510
YEA50008	910	380	380	-	-	-	-	-

Elegant, flowing lines with a laminated wooden frame

Low arm, high arm, left hand and right hand seating options

Ideal around the matching coffee table in a reception or waiting area

Laminated bent wood frame with clear hard wearing lacquer



Fabric bands					
Code	A	B	C	D	E
NO ARMS					
YEA50001	£397	£429	£458	£498	£560



Fabric bands					
Code	A	B	C	D	E
WITH ARMS					
YEA50004	£413	£443	£466	£508	£574



Fabric bands					
Code	A	B	C	D	E
LEFT ARM					
YEA50005	£408	£436	£466	£498	£568



Fabric bands					
Code	A	B	C	D	E
RIGHT ARM					
YEA50006	£408	£436	£466	£498	£568



Code	RRP
TABLE	
YEA50008	£290



3 week
lead time



6 week
lead time

Meeting Booths



About

Meeting pods are specifically designed to address modern working practices by offering that essential private area in any busy work place to accommodate working groups with exceptional comfort and practicality. High backs offer a private place for employees to sit and relax, or for teams to meet in seclusion. With optional tables and power supply, meeting pods are perfect for open space environments in offices.



Tilly Pod
page 422



Alban Pod
page 424



Encore² Pod
page 426



Encore² Open Pod
page 428



Priva Pod
page 430

Tilly Pod

Tilly breaks away from traditional modelling, using a variety of materials to create a modern high-end and semi-private range of meeting booths, making office space more flexible and open. The dynamic shape of the meeting pods deliver the 'wow factor' into any office, whether as a means of conducting private meetings, collaborative working or finding solitude away from a busy open plan working space.



Accreditations



Product
guarantee



Designed &
manufactured

Dimensions

	Overall width	Overall depth	Overall height	Seat width	Seat depth	Seat height	Back width	Back height
TY-B2L	2200	1100	900	810	570	425	590	240
TY-B4L	2200	1700	900	1450	570	425	1320	240
TY-B2H	2200	1100	1250	810	570	425	590	240
TY-B4H	2200	1700	1250	1450	570	425	1320	240

Choice of low or high meeting booth sizes and 2 or 4 seater pods

Ideal for employees and small groups to relax or meet informally

Available with integrated power supply built centrally into the infill panel

Table available in white with fixed post leg in black to match sofa leg frames



Code	Fabric bands				
	A	B	C	D	E
LOW BACK 2 PERSON MEETING BOOTH					
TY-B2L	£4000	£4100	£4200	£4400	£4600



Code	Fabric bands				
	A	B	C	D	E
LOW BACK 4 PERSON MEETING BOOTH					
TY-B4L	£5000	£5100	£5200	£5600	£5800



Code	Fabric bands				
	A	B	C	D	E
HIGH BACK 2 PERSON MEETING BOOTH					
TY-B2H	£5000	£5100	£5200	£5500	£5800



Code	Fabric bands				
	A	B	C	D	E
HIGH BACK 4 PERSON MEETING BOOTH					
TY-B4H	£6000	£6100	£6200	£6700	£7000

Table Dimensions

	Overall width	Overall depth	Overall height
TY-B2L	800	700	730
TY-B4L	800	1200	730
TY-B2H	800	700	730
TY-B4H	800	1200	730



Optional Accessories

POWER MODULE MOUNTED ON INFIL PANEL		
PTN-1T-K	PROTON BLACK	£288
TV BRACKET MOUNTED ON INFIL PANEL		
TV-BRACKET	BLACK	£50

TABLE TOP FINISHES



Kendal Oak (KO)



White (WH)



3 week lead time



5-6 week lead time

Alban Pod

The Alban Pod is built with all the acoustic and functional qualities of its sibling the Alban Top. Reflecting the change towards a comfortable, informal work space where private working pods are the norm, the Alban Pod can be used for team meetings, collaborative tasks or as a base for the day, and is ideal for creating a private space in modern open plan office environments.



Accreditations



Product
guarantee



Designed &
manufactured

Dimensions

	Overall width	Overall depth	Overall height	Seat width	Seat depth	Seat height	Back width	Back height
ALB02	2400	985	1250	530	560	430	530	690
ALB04	2400	1700	1250	1245	560	430	1245	690
ALB06	2400	2050	1250	1595	560	430	1595	690

Can be used for team meetings, collaborative tasks or as a base for the day

Choice of 2, 4 or 6 seater pods with options for power built into the booth

Ideal for creating a private space in modern open plan office environments

Privacy panel comes complete with a fixed table and a supporting leg



Code	Fabric bands				
	A	B	C	D	E
TWO PERSON MEDIUM SIZED MEETING BOOTH					
ALB02	£3589	£3937	£4168	£4631	£5094



Code	Fabric bands				
	A	B	C	D	E
FOUR PERSON MEDIUM SIZED MEETING BOOTH					
ALB04	£4515	£4863	£5094	£5905	£6483



Code	Fabric bands				
	A	B	C	D	E
SIX PERSON MEDIUM SIZED MEETING BOOTH					
ALB06	£5094	£5326	£5789	£6600	£7178

Table Dimensions

	Overall width	Overall depth	Overall height
ALB02	400-600	600	725
ALB04	400-600	1200	725
ALB06	400-600	1600	725



Optional Accessories

POWER MODULE MOUNTED ON INFIL PANEL		
PTN-1T-K	PROTON BLACK	£288
TV BRACKET MOUNTED ON INFIL PANEL		
TV-BRACKET	BLACK	£50

TABLE TOP FINISHES



Kendal Oak
(KO)

White
(WH)



3 week
lead time



5-6 week
lead time

Encore² Pod

The Encore Pod has been designed to offer that essential private area in any busy work place by forming a virtual room within a larger open space. The clean, modern lines of the Encore high back seating fix together with a table and power supply to provide an enclosed visual and acoustic space, to accommodate working groups and teams with exceptional comfort and practicality.



Accreditations



Product
guarantee



Designed &
manufactured

Dimensions

	Overall width	Overall depth	Overall height	Seat width	Seat depth	Seat height	Back width	Back height
ENC-POD02	2075	715	1270	600	490	450	590	820
ENC-POD04	2075	1315	1270	1200	490	450	1190	820
ENC-POD06	2075	1915	1270	1800	490	450	1790	820

Designed to offer that essential private area in any busy workplace

Enclosed visual and acoustic space to accommodate working groups and teams

Choice of 2, 4 or 6 seater pods with integrated power supply options

Sled frames available in black steel or solid wood with matching table legs



Code	Fabric bands				
	A	B	C	D	E
TWO SEATER MEETING BOOTH - METAL FRAME					
ENC-POD02-MF	£3000	£3200	£3400	£3700	£4000
TWO SEATER MEETING BOOTH - WOODEN FRAME					
ENC-POD02-WF	£3100	£3300	£3500	£3800	£4100

Code	Fabric bands				
	A	B	C	D	E
FOUR SEATER MEETING BOOTH - METAL FRAME					
ENC-POD04-MF	£3500	£3700	£3900	£4200	£4500
FOUR SEATER MEETING BOOTH - WOODEN FRAME					
ENC-POD04-WF	£3600	£3800	£4000	£4300	£4500



Code	Fabric bands				
	A	B	C	D	E
SIX SEATER MEETING BOOTH - METAL LEGS					
ENC-POD06-MF	£4100	£4300	£4500	£4800	£5100
SIX SEATER MEETING BOOTH - WOODEN FRAME					
ENC-POD06-WF	£4200	£4500	£4700	£5500	£5800

Table Dimensions

	Overall width	Overall depth	Overall height
ENC-POD02	400-600	600	725
ENC-POD04	400-600	1200	725
ENC-POD06	400-600	1800	725



Optional Accessories

POWER MODULE MOUNTED ON INFIL PANEL		
PTN-1T-K	PROTON BLACK	£288
TV BRACKET MOUNTED ON INFIL PANEL		
TV-BRACKET	BLACK	£50

TABLE TOP FINISHES



Kendal Oak
(KO)

White
(WH)



3 week
lead time



5-6 week
lead time

Encore² Open Pod

Encore² open is available as a 2, 4 or 6 person meeting pod and has been designed to bring people together in a place where ideas, insight and inspiration can be shared. Like its big brother the Encore² Pod, Encore² open has a fully upholstered cushion and back that delivers comfort and lumbar support with a modern design, but Encore² Open is available with open sides for a more informal feel.



Accreditations



Product
guarantee



Designed &
manufactured

Dimensions

	Overall width	Overall depth	Overall height	Seat width	Seat depth	Seat height	Back width	Back height
ENCOP-POD02	2075	715	1270	600	490	450	590	820
ENCOP-POD04	2075	1315	1270	1200	490	450	1190	820
ENCOP-POD06	2075	1915	1270	1800	490	450	1790	820

Create a quiet space
in today's modern
collaborative open offices

Visual and acoustic space
with effective noise reduction
& privacy

Choice of 2, 4 or 6 seater
pods with integrated power
supply options

Sled frames available in black
steel or solid wood with
matching table post legs



Code	RRP	Fabric bands				
		A	B	C	D	E
TWO SEATER MEETING BOOTH - METAL FRAME						
ENCOP-POD02-MF	N/A	£2500	£2700	£2900	£3200	£3500
TWO SEATER MEETING BOOTH - WOODEN FRAME						
ENCOP-POD02-WF	N/A	£2600	£2800	£3000	£3300	£3600

Code	RRP	Fabric bands				
		A	B	C	D	E
FOUR SEATER MEETING BOOTH - METAL FRAME						
ENCOP-POD04-MF	£3000	£3000	£3200	£3400	£3700	£4000
FOUR SEATER MEETING BOOTH - WOODEN FRAME						
ENCOP-POD04-WF	£3000	£3100	£3300	£3500	£3800	£4100



Code	RRP	Fabric bands				
		A	B	C	D	E
SIX SEATER MEETING BOOTH - METAL FRAME						
ENCOP-POD06-MF	N/A	£3700	£4000	£4200	£4500	£4800
SIX SEATER MEETING BOOTH - WOODEN FRAME						
ENCOP-POD06-WF	N/A	£3800	£4100	£4300	£5100	£5400

Table Dimensions

	Overall width	Overall depth	Overall height
ENCOP-POD02	400-600	600	725
ENCOP-POD04	400-600	1200	725
ENCOP-POD06	400-600	1600	725



Optional Accessories

POWER MODULE MOUNTED ON INFIL PANEL		
PTN-1T-K	PROTON BLACK	£288
TV BRACKET MOUNTED ON INFIL PANEL		
TV-BRACKET	BLACK	£50



ENCOP-POD04
only



Elapse Grey/Late Grey
-EG-LG



Late Grey/Range Blue
-LG-RB



3 week
lead time



5-6 week
lead time



Kendal Oak
(KO)



White
(WH)

Available from - Merlin Industrial Products Ltd - 0800 0418 650 - info@merlin-industrial.co.uk

Priva Pod

The Priva meeting booth provides an easy solution for creating a workbay where people can find a quiet place to work or groups can hold meetings with a degree of privacy. The 2 and 4 seater meeting spaces are available in a choice of rectangular or hexagonal high-rise sides, with a bent roof option that adds some excitement to the interior as well as providing a large, sound-absorbing surface.



Accreditations



Product
guarantee



Designed &
manufactured

Dimensions

	Overall width	Overall depth	Overall height	Seat width	Seat depth	Seat height	Back width	Back height
PRV-POD02	2025	1025	1500	900	550	450	800	240
PRV-POD02-HX	2025	1025	1500	900	550	450	800	240
PRV-POD02-RF	2025	1025	2175	900	550	450	800	240
PRV-POD04	2025	1625	1500	1500	550	450	1400	240
PRV-POD04-HX	2025	1625	1500	1500	550	450	1400	240
PRV-POD04-RF	2025	1625	2175	1500	550	450	1400	240

Two-tone fabric options which bring a vibrance to the workplace environment

Modular design with an optional roof which can be moved or reconfigured

Perfect for holding meetings and having private conversations.

Choice of 2 or 4 seater pods with different footprints to suit



Code	Fabric bands				
	A	B	C	D	E
TWO PERSON RECTANGULAR BOOTH					
PRV-POD02	£3500	£3600	£3700	£3900	£4100



Code	Fabric bands				
	A	B	C	D	E
TWO PERSON HEXAGONAL BOOTH					
PRV-POD02-HX	£3800	£3900	£4000	£4200	£4400



Code	Fabric bands				
	A	B	C	D	E
TWO PERSON RECTANGULAR BOOTH WITH ROOF					
PRV-POD02-RF	£6000	£7000	£8000	£9000	£10,000



Code	Fabric bands				
	A	B	C	D	E
FOUR PERSON RECTANGULAR BOOTH					
PRV-POD04	£4200	£4300	£4400	£4600	£4800



Code	Fabric bands				
	A	B	C	D	E
FOUR PERSON HEXAGONAL BOOTH					
PRV-POD04-HX	£4500	£4600	£4700	£4900	£5200



Code	Fabric bands				
	A	B	C	D	E
FOUR PERSON RECTANGULAR BOOTH WITH ROOF					
PRV-POD04-RF	£8000	£9000	£10,000	£11,000	£12,000

Table Dimensions


	Overall width	Overall depth	Overall height
PRV-POD02	800	700	730
PRV-POD02-HX	800	700	730
PRV-POD02-RF	800	700	730
PRV-POD04	800	1200	730
PRV-POD04-HX	800	1200	730
PRV-POD04-RF	800	1200	730



Optional Accessories

POWER MODULE MOUNTED ON INFIL PANEL		
PTN-1T-K	PROTON BLACK	£288
TV BRACKET MOUNTED ON INFIL PANEL		
TV-BRACKET	BLACK	£50

TABLE TOP FINISHES



3 week lead time



5-6 week lead time