

CONNEX


MODULAR BENCH DESKING

As bench solutions are becoming more popular and mainstream in open plan offices, the Connex range has been developed in response to modern office design and is a more cost effective alternative to the popular Adapt II benching solution. Through its twin fixed beam steel frame construction, Connex is robust enough to cope with the rigours of a busy office and is an ideal modular system for high density office spaces.


Connex bench desking is based on one principle – simplicity. With its clean lines and elegant form, Connex offers a choice of classic tried and tested configurations from a single desk to hundreds of workstations in a wide variety of sizes to fit any office space. The legs can be shared between bench clusters, which not only look aesthetically pleasing, but save space and decreases costs, whilst incorporating very effective cable management.


STYLES

STRAIGHT



BACK-TO-BACK





CONNEX Modular Bench Desking

Desktops

Straight with 2 cable access ports

Vibe screens

See page 166



Frames

Silver or white legs

Sway chair

See page 319

Finish Options

Desktops available in Beech, Maple, Oak, Walnut and White. Frames available in Silver and White

Tops

Beech (B)



Maple (M)



Oak (O)



Walnut (W)



White (WH)



Frames

Silver (S)



White (WH)



Details & Features



25mm Desktops

Clean lines and balanced proportions make Connex stand out in the modern office. Desktops are available in five finishes ensuring Connex looks the part in any office environment



Bench Leg & Framework

The foundation of Connex is a powder coated square steel framework for enhanced strength and stability that forms the structure of the range - finished in silver or white



Cable Management

Horizontal and vertical cable management allows cables to rise from the floor via mass cable risers and shared cable trays, to improve office aesthetics and safety



Modular System

Connex is a modular workspace system for high density office spaces. Assembly per cluster is quick and easy through its highly engineered parts which further increase the system's functionality

Connex - Desks

Straight Single Desk



CODE	W	D	H	RRP
CO128	1200	800	725	£312
CO148	1400	800	725	£328
CO168	1600	800	725	£351

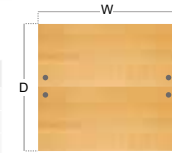


- Single straight desks 800mm deep with two cable access ports
- Rectangular steel framework in silver or white with excellent strength & stability

Back To Back Desks



CODE	W	D	H	RRP
CO1216	1200	1600	725	£548
CO1416	1400	1600	725	£582
CO1616	1600	1600	725	£622

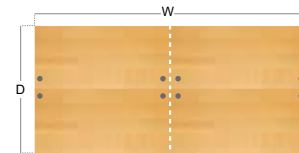


- Two straight 800mm deep desks back-to-back, both with two cable access ports
- Extended rectangular steel framework in silver or white for added strength & stability

Double Back To Back Desks



CODE	W	D	H	RRP
CO2416	2400	1600	725	£909
CO2816	2800	1600	725	£983
CO3216	3200	1600	725	£1055

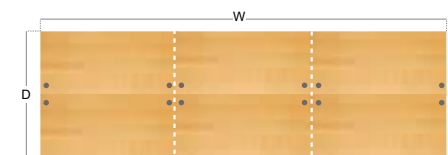


- Four straight 800mm deep desks in a double back-to-back bench desk configuration
- Legs are shared between desk clusters with a recessed centre leg support to save space and costs

Triple Back To Back Desks



CODE	W	D	H	RRP
CO3616	3600	1600	725	£1304
CO4216	4200	1600	725	£1365
CO4816	4800	1600	725	£1489



- Six straight 800mm deep desks in a triple back-to-back bench desk configuration
- Legs are shared between desk clusters with two recessed centre leg supports to save space and costs



Silver (S)



White (WH)



Beech (B)



Maple (M)



Oak (O)



Walnut (W)



White (WH)

Please add frame finish followed by desktop colour when ordering eg. **CO168** with White frame in Oak = **CO168-WH-O**

Connex - Starter & Add-on Desks

Starter Unit Single



CODE	W	D	H	RRP
CO128-SB	1200	800	725	£312
CO148-SB	1400	800	725	£328
CO168-SB	1600	800	725	£351



- Single straight desk starter unit 800mm deep with two cable access ports
- Extend into a modular bench desk system with single desk add-on units

Add-on Unit Single



CODE	W	D	H	RRP
CO128-AB	1200	800	725	£221
CO148-AB	1400	800	725	£239
CO168-AB	1600	800	725	£283

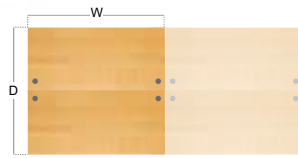


- Single straight desk add-on unit 800mm deep, supplied with a recessed centre leg
- Recessed leg is positioned in the centre of the bench desks

Starter Units Back To Back



CODE	W	D	H	RRP
CO1216-SB	1200	1600	725	£548
CO1416-SB	1400	1600	725	£582
CO1616-SB	1600	1600	725	£622



- Two straight 800mm deep desk starter units back-to-back with cable access ports
- Extend into a modular bench desk system with back-to-back desk add-on units

Add-on Units Back To Back



CODE	W	D	H	RRP
CO1216-AB	1200	1600	725	£361
CO1416-AB	1400	1600	725	£402
CO1616-AB	1600	1600	725	£435

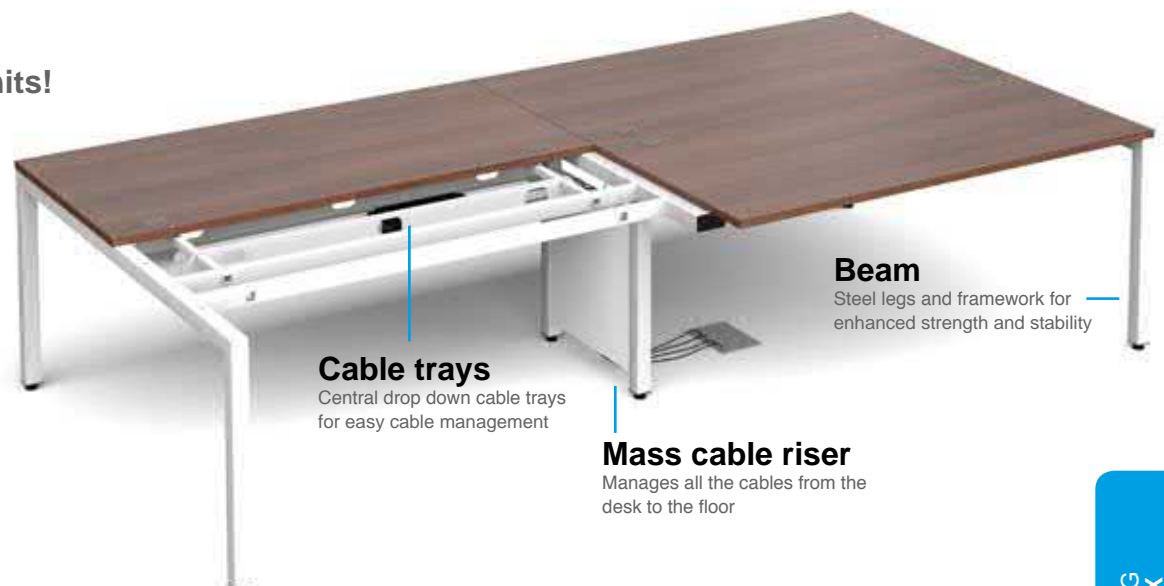


- Two straight 800mm deep desk add-on units back-to-back, supplied with a centre leg
- Recessed leg is positioned in the centre of the bench desks and can be extended

Start simple Then Connex add-on units!

Offering choice is essential when creating a space for an agile workforce, and Connex's clever design and versatile components help you to do more with less.

Each bench desk configuration starts with a starter unit – which can be back-to-back desks, double back-to-back desks, or triple back-to-back desks (show small images). Choose your starter unit width, depth and colour



Cable trays

Central drop down cable trays for easy cable management

Beam

Steel legs and framework for enhanced strength and stability

Mass cable riser

Manages all the cables from the desk to the floor



Silver (S)



White (WH)



Beech (B)



Maple (M)



Oak (O)



Walnut (W)




White (WH)

Please add frame finish followed by desktop colour when ordering eg. **CO128-SB** with Silver frame in Beech = **CO128-SB-S-B**

Connex - Cable Management

Single Cable Tray




• Shown front and back



CODE	W	D	H	RRP
COU12SCT	1000	75	50	£55
COU14SCT	1200	75	50	£62
COU16SCT	1400	75	50	£71

- Cable management tray to use on single straight desks
- Positioned under the desk so cables are out of the way but easily accessible

Double Cable Tray



CODE	W	D	H	RRP
COU12DCT	1000	300	100	£87
COU14DCT	1200	300	100	£95
COU16DCT	1400	300	100	£107

- Shared cable tray which sits central to two back-to-back desks
- Cables can run between two trays for effective cable management

Vertical Cable Riser



CODE	W	D	H	RRP
COUEDCR	450	50	700	£125

- Fits between recessed centre leg supports to allow cables to rise from the floor
- Front panel can be removed quickly and easily to gain access to wires



Silver (S)



White (WH)

Products available in Silver and White

