



Individual desks



Melamine high density desktop 25 mm thick with protective ABS edging. Desk structure is secured to the worktop by means of screws and metal inserts.



Tubular metal legs of square section (60 x 60 mm), 2-piece vertical telescopic leg for hand lever operated height-adjustments.



Metal feet centred under the legs, fitted with adjustable stabilisers in a chrome finish.



Elevation controlled through a mechanism powered by an electric motor, from 62 to 128 cm (height adjustment with memory control available, contact us). The elevation control panel is fitted to the underside of the worktop, on either the left or right-hand side.



Height-adjustable desk, operated by a hand lever from 64,5 to 99,5 cm. The hand lever is fitted to the underside of the desk, on either the left or right-hand side of the worktop. It retracts out of the way when not in use.



Top section of the leg composed of a metal worktop support bracket.



Structural worktop support crossbeam, facilitates routing of cables and storage of trailing sockets.



Tubular metal legs of square section (60 x 60 mm), 3-piece vertical telescopic leg on the electrically powered version.

Easy'up



Melamine top finishes (+ top)

from stock



MG

MA

RI

MC

RH

RL

Leg finishes (+ leg)

from stock



SO

SG



Shared worktops



Individual worktops can be raised or lowered independently of each other from 62 to 128 cm, thanks to an electrically powered elevating mechanism.



The elevation control panel is fitted to the underside of the worktop on either the left or right-hand side.



Tubular metal legs of square section (60 x 60 mm), 3-piece vertical telescopic leg on the electrically powered version.


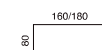
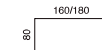


Optional shared central cable trough. Facilitates routing of cables and storage of trailing sockets. Access to cable compartment contents through a retractable top cover.



Fixed desktop screen, attaches to the desk structure between worktops to provide a segregation of workspaces. Contact us for details.

Rectangular desks



Individual, hand lever operated adjustment

W. 160 cm
W. 180 cm

1 617 020 + top + leg
1 617 021 + top + leg

Retail prices in £ excl. VAT

631
647

Individual, electrically powered adjustment

W. 160 cm
W. 180 cm

1 617 022 + top + leg
1 617 023 + top + leg

837
852

Shared structure, electrically powered adjustment

W. 160 cm
W. 180 cm

1 617 024 + top + leg
1 617 025 + top + leg

1857
1888



Articulated tilt screen monitor arms see p. 45

Optional extras

Optional cable troughs

Retractable metal top cover for accessing cable trough contents. Cable openings at either extremity.

For worktops W. 160 cm
For worktops W. 180 cm

1 617 010 + leg
1 617 011 + leg

87
91