



Executive furniture

KARA



Features



Kara combines contemporary finishes and efficient office solutions !

Sturdy melamine desktops and expansive work surfaces, combined with practical storage solutions result in a decidedly modern executive office design.



Made in the E.U.



5 year guarantee



Manufactured to



Overview in cm

Desking

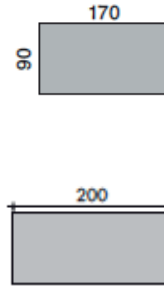
Rectangular desks
on panel legs



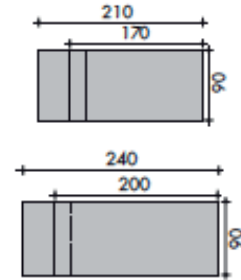
with supporting pedestal 3dr



Rectangular desks



Rectangular desks
with supporting pedestal



on metal square legs/melamine cladding



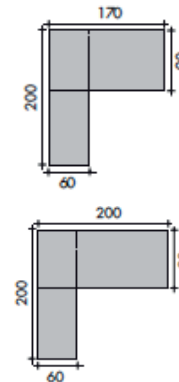
with aligned return wall



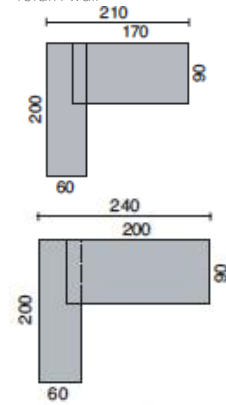
with non-aligned return wall



Rectangular desks with aligned return wall



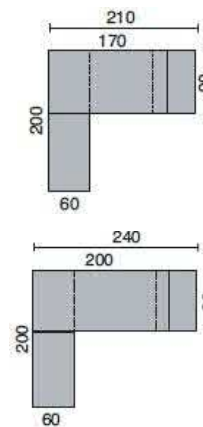
Rectangular desks with non-aligned return wall



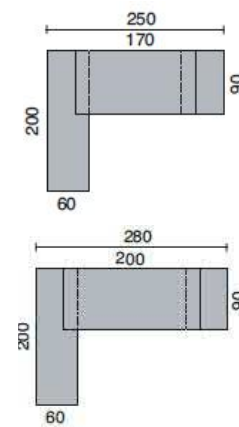
with return wall and supporting pedestal 3dr



Rectangular desks with aligned return wall and supporting pedestal



Rectangular desks with non-aligned return wall and supporting pedestal



Overview in cm

Storage solutions

Mobile pedestals 2 and 3 drawers

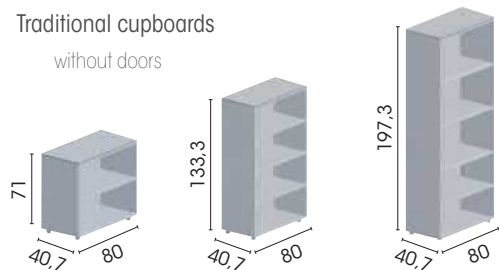


Deco cupboards



Traditional cupboards

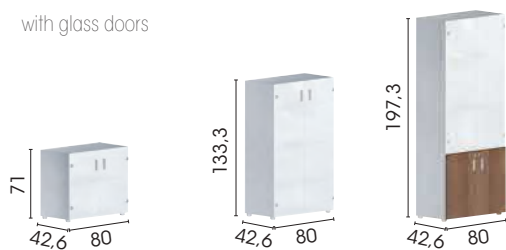
without doors



with melamine doors



with glass doors



Meeting tables

Circular table



Barrel table



Square table



Rectangular table



Shade card

Choices of finish for melamine tops and deco cupboard shells



Matt zebra light oak



Amber walnut




Royal brow oak

Glass top finish




Glossy enamelled white

Choices of finish for return wall panels, fronts and deco cupboard back panels



White



Taupe

Melamine finish for traditional cupboard shells



Aluminium grey

Construction

Desking

- 1 High resistance melamine top, 38 mm thick, counterbalanced. Particle board, density 650 Kg/m³, covered with a non-reflective decorative melamine sheet on both sides of the top. Fire resistant panels M3 (combustible, moderately flammable) compliant with NF EN 13501-1. Panels are certified E1 (control of formaldehyde emissions), 6.5 mg HCNO/100 mg and compliant with NF EN 717-2.
- 2 Strip of 2 mm thick ABS (Acrylonitrile Butadiene Styrene) edge banding, matching the desk top finish, rounded at the top and bottom for increased user comfort.
- 3 Melamine panel legs, 38 mm thick, 2 mm thick ABS edging in a finish matching the top. Panel legs comprise a panel in a dimension matching the worktop depth and a return panel W. 200 mm. A metal plate in an aluminium grey finish attaches the top to the leg, W. 200 x D. 38 mm. The lower section of the leg features metal glides in an aluminium grey finish.
- 4 Structural metal beam in an aluminium grey finish, cross-section 60 x 30mm, 2 mm thick.
- 5 Optional melamine modesty panel, 19 mm thick, matching the top, H. 30 cm, secured to the structural beam with mounting brackets and screws.
- 6 Stabilizer feet incorporated in the metal glides, diameter 25mm, adjustable through 15 mm.
- 7 Supporting return wall on melamine panel legs adorned with 2 decorative trim PVC strips in aluminium grey finish. Enamelled 6 mm thick toughened safety glass worktop or 38 mm thick melamine top. Cable ports integrated in the return wall top for easy cable management.
- 8 Melamine supporting pedestal W. 600 x D. 900 x H. 691 mm systematically placed on the outside of the desktop offering an expansive work surface. Drawers open thanks to a Push and release mechanism. 3 box drawers mounted on nylon runners, open to a depth of 80%. Usable dimensions drawers W. 532 x D. 548 x H. 79mm. The top drawer is fitted with a pen tray on a metal frame. Black ABS pen tray with 5 compartments. Pedestal rests on 4 hexagonal stabilizer feet, diameter 25mm and height-adjustable through 15mm. Drawers feature metal trim on top section of the drawer front panel, made from 6 mm thick sheet metal in aluminium grey finish.
- 9 Clear glass top made from toughened safety glass enamelled on the underside, 6 mm thick, smoothed contour edges for maximum user comfort, planed down by 5 mm on the angle. Top attached to the structure by means of metal screws and inserts. Desk height : 74 cm. Return wall height : 69.10 cm.
- 10 Square tubular leg 60 x 60 mm, clad with folded steel sheet 7/10 on the 2 inner sides of the leg. With melamine cladding on the 2 outer sides of the leg, 19 mm thick. Triangular, rounded metal plate in the top section, 4 mm thick, W. 273 x D. 24 mm. Legs attached to the top by means of metal screws and inserts.



Easy-reach storage units

Pedestals 2 and 3 drawers

- 1 19 mm thick melamine shell, fronts and top. Particle board.
- 2 Only one drawer can be opened for safety reasons. Ball bearing runners, open to a depth of 100%.
- 3 Filing drawer is fitted with a 5th castor to avoid tipping.
- 4 Integrated pen tray.
- 5 Central locking mechanism.
- 6 Metal handles in an aluminium grey finish.



Construction

Meeting tables

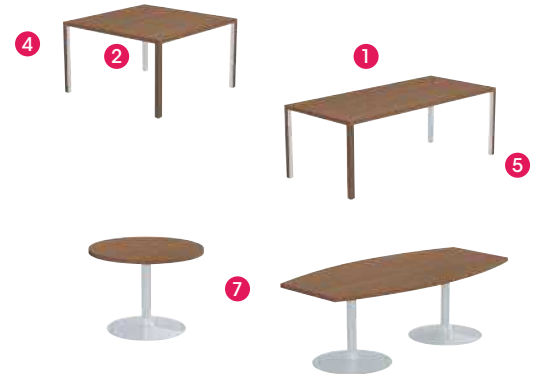
- 1 High resistance melamine top, 38 mm thick, counterbalanced. Particle board, density 650 Kg/m³.
- 2 Strip of 2 mm thick ABS edge banding, matching the desk top finish, rounded at the top and bottom for increased user comfort.
- 3 Top attached to the structure by means of metal screws and inserts.

Metal square legs :

- 4 Tubular legs made from extruded aluminium, square cross-section 60 x 60 mm in an aluminium grey or glossy black finish or covered with metal on the inner sides of the leg and with 2 melamine panels on the outer sides of the leg.
- 5 Stabilizer feet, adjustable through 15 mm.
- 6 Rectangular tables feature a metal cross-beam under the top.

Central stem :

- 7 Circular, fixed central stem in an aluminium grey finish, comprising a top square-shaped metal plate 40 x 40 cm, 6 mm thick, a circular upright \varnothing 8.9 cm 2 mm thick and a base made from pressed steel \varnothing 71 cm, 2.5 cm thick. The plate and base are attached to the upright by means of screws.



Storage solutions

Deco cupboards

- 1 Melamine cupboard shell, wood finish, 38 mm thick.
- 2 Melamine back panel, in a snowwhite MG or taupe RU finish, 19 mm thick.
- 3 Melamine fronts, in a snowwhite MG or taupe RU finish, 19 mm thick.
- 4 Swing doors and drawers : open by means of a Pull & release mechanism.
- 5 Lockable sliding doors, melamine (19 mm thick) or glass (4 mm thick) with an aluminium frame.
- 6 ABS feet in an aluminium grey finish, W 75 x D 75 x H 18 mm, with integrated stabilizer feet \varnothing 20 mm, adjustable through 15 mm.
- 7 **Cupboard H. 78.2 cm** : 1 melamine shelf in a wood finish, 19 mm thick.
Cupboard H. 115.4 cm : 1 melamine shelf in a wood finish, 19 mm thick and 1 melamine shelf in a wood finish 8 mm thick.
- 8 Cupboards without doors can be fitted with swing doors or drawers according to the model but do not have rails for sliding doors. Cupboards with sliding doors are fitted with rails on the top and bottom section. High cupboards are made up of a medium cupboard with a low cupboard.
- 9 Various combinations are possible : swing doors with a Push & release mechanism in each open section, 2-drawer units in the upper open section of the medium cupboard.
- 10 Assembly by means of cam fittings, held in place by dowels.
- 11 Dimensions : W. 120 x D. 46 cm.



Swing door with a Push & release mechanism



2-drawer unit with a Push & release mechanism



Set of 2 lockable sliding doors

Construction

Traditional cupboards

- 1 Back panel, sides, base, shelves and top : shell thickness 19 mm. Optional decorative top, 19 mm thick. Thin edging 6/10 mm thick, matching the cupboard finish. Choice of 2 cupboard shell finishes : aluminium grey (MH) or graphite grey (MY).
- 2 19 mm thick melamine doors matching the desk finish, counterbalanced. Particle board density 630 to 710 kg/m³.
- 3 Toughened glass doors, 6 mm thick : transparent matt or enamelled glass doors.
- 4 Metal handles (axis 96 mm).
- 5 Chromed locks: 3 point lock for high cupboards and 1 point locking mechanism on medium and low cupboards, glass doors are not lockable. Cupboards supplied with 2 keys (on of which is a folding key with cap).
- 6 Metal hinges in a chromed finish : 3 hinges on high doors, 2 hinges on medium and low doors.
- 7 **Plinth incorporates 4 adjustable stabilizer feet accessible from inside the cupboard through 10 mm diameter openings. Coloured ABS stabilizer feet matching the cupboard finish, ø 25 mm, H. 28 mm, adjustable through 15 mm.**
- 8 Optional decorative melamine top, 19 mm thick. W. 80 or W. 160 x D. 43.2 x H. 1.9 cm
- 9 Assembly thanks to cam fittings, held in place by means of dowels.
- 10 Shelves matching the cupboard shell finish and adjustable at 32 mm intervals. W. 76.15 x D. 37 cm – Max. load : 80 kg. High cupboards with 4 doors are fitted with a fixed shelf.
- 11 Interior fittings and associated products : 19 mm thick melamine side panels, additional melamine and/or metal shelves, set of 2 rails for suspension files, telescopic filing cradle.



Interior fittings and usable dimensions:

Cupboards H. 197.3 cm	4 melamine shelves	Up to 5 rows of suspension files*	H. 190 x W. 76.15 x D. 38.3 cm
Cupboards H. 133.3 cm	3 melamine shelves	Up to 4 rows of suspension files*	H. 126 x W. 76.15 x D. 38.3 cm
Cupboards H. 71 cm	1 melamine shelf		H. 62 x W. 76.15 x D. 38.3 cm

*Thanks to optional metal shelves

Standards



ISO 14001 is an international reference recognized as an environmental management system. Based on the principle of continuous improvement (or the Deming circle), it's intention is to identify, verify and master the environmental aspects of all organisms and specify how to control the entire system.



The PEFC brand guarantees that the purchased product comes from responsible sources and that through your purchase you participate in sustainable forest management.