

LYTE EASILOFT 2 and 3 Section Loft Ladders

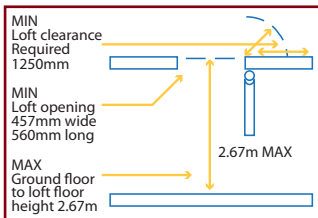
- Factory assembled - installs in minutes
- Certified to BSEN14975:2006
- Clear and easy to follow instructions
- Box section styles for strength and comfort
- Spring loaded catches, safer and stronger
- Handrail included on two and three section
- Non slip rubber feet for safety
- Maximum load 150kg



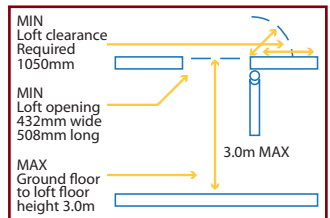
Code	Sections	Max. Floor to floor	Min. Loft clearance	Min. Loft opening
LEL2	2	2.67m	1.25m	457 x 560mm
LEL3	3	3m	1.05m	432 x 508mm



Easiloft LEL2



Easiloft LEL3



Lyte Deluxe Easiloft



LYTE DELUXE EASILOFT 2 and 3 Section Loft Ladders

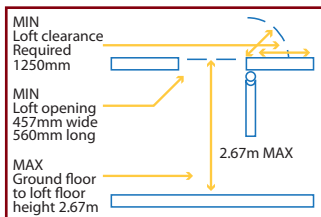
- Slim and compact design for easy storage in the loft
- Spring assisted arm inside the loft which allows total control when lowering or storing the loft ladder
- Manufactured to fit most loft hatches
- Comfortable handrail for added safety
- Installation instructions and user guide included Certified to BS EN14975



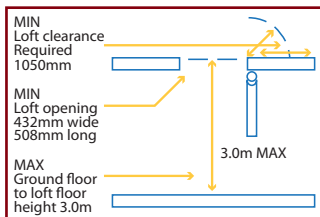
Code	Sections	Max. Height	Min. Height	Pitch	Vertical Pitch	Min. Internal Loft Height	Max. Permitted Static Load
DLEL2	2	2.67m	1.25m	457 x 560mm	280mm	1380mm	150kg
DLEL3	3	3m	1.05m	432 x 508mm	280mm	1010mm	150kg



Lyte Deluxe Easiloft DLEL2



Lyte Deluxe Easiloft DLEL3



LYTE TIMBER EASILOFT 3 and 4 Section Loft Ladders

- Continuous seal around trap door reduces heat loss
- White 26mm Thick Insulated Trapdoor
- Dovetail Joints for added durability
- Fully assembled and easy to install
- Slip resistant treads



Code	Sections	Ladder Width	Inside Ladder Width	Tread Depth	Tread Thickness	Max Floor To Floor	Weight	Max. Permitted Static Load
LELW3	3	0.37m	0.33m	0.08m	0.02m	2.80m	26.6kg	150kg
LELW4	4	0.37m	0.33m	0.08m	0.02m	2.80m	26kg	150kg

Case

Sections	Width	Length	Height
3	0.55m	1.13m	0.13m
4	0.55m	0.90m	0.21m

