




# Scaffell

Premium Display

EXPLORE OUR OTHER RANGES FOR MUSEUM, ARCHIVE AND GALLERY STORAGE



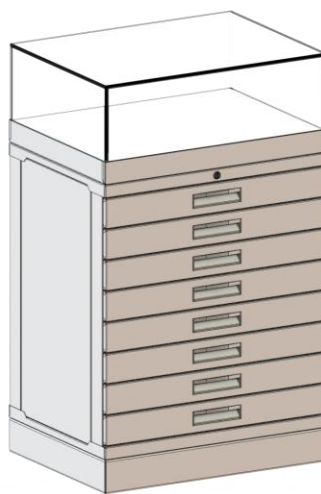
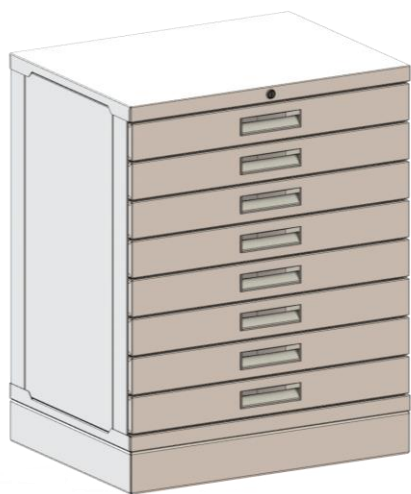
## CHARGE RANGE

See what options are available for our brand new 2018 Charge Cabinets, and how we can tailor our design to meet your requirements. Please call us for further details.



## PRODUCT FEATURES

- High-quality steel construction
- Central and individual drawer locking with integrated Anti-Tilt System
- Eight drawers with brushed zinc handles as standard
- Choice of three unit widths
- Units can be ordered to any RAL colour finish
- Optional package for LED lighting
- Lockable glass drawers with an optional Abloy locks
- Can be combined with standard X-Treme Systems Mayfair display units



SCAFELL DUO

Scafell cabinets can also be tailored to meet individual briefs:

- Bespoke unit sizes
- Special storage requirements
- Additional product protection and display features

Popular RAL colour choices include:

RAL9016 TRAFFIC WHITE	RAL9010 PURE WHITE	RAL1013 OYSTER WHITE	RAL9002 GREY WHITE	RAL7035 LIGHT GREY	RAL7036 SCAFELL GREY	RAL7021 BLACK GREY	RAL9005 JET BLACK
RAL5012 LIGHT BLUE	RAL5005 SIGNAL BLUE	RAL6005 MOSS GREEN	RAL6037 PURE GREEN	RAL1023 TRAFFIC YELLOW	RAL2003 PASTEL ORANGE	RAL3020 TRAFFIC RED	RAL3003 RUBY RED

PLEASE CONTACT US TO MAKE AN ENQUIRY OR TO DISCUSS YOUR CUSTOM SCAFELL BUILD.

## 01

## SCAFELL BASE UNITS WITH GLASS DRAWERS

WIDTH	DEPTH	HEIGHT	PART NO.
800	600	997	SCA01-086010
1000	600	997	SCA01-106010
1500	600	997	SCA01-156010

## OPTIONS AND ACCESORIES

## LED LIGHTING

## SCA-LED

Drawers to be fitted with a Cool White LED light bar to the front inside face, illuminating upon drawer opening.

## ABLOY LOCKS

## SCA-ABLOY

Glass drawer locks to be upgraded to Insurance Approved Abloy cam locks.

SCAFELL TOP UNITS ARE ORDERED SEPERATELEY, PLEASE ENQUIRE FOR DETAILS.

# 01

## SCAFELL BASE UNITS WITH GLASS DRAWERS




### GLASS DRAWERS

Scafell Drawers are sealed with 6.4mm laminated glass, with PVB Inter-layer of UV Protection (320-380 nanometres, 99% over standard glass), Anti-Bandit properties and Low-iron content.

Glass can be removed operating the lock, positioned towards the main body of the unit and lifting out the panel.

As standard, drawer locks are suited for each order. Please note the drawer locks are independent of the central lock of the SCAFELL unit.



### LIGHTING

Scafell cabinets can be fitted with a Cool White (5000k) LED light bar to the front inside face of each drawer. Illuminating upon drawer opening, the lighting will not damage artefacts within the cabinet whilst drawers are not in use. This addition is perfect for units located in public areas or for viewing items with intricate detailing. Lighting level can be increased or decreased via a hidden switch to create the desired look upon opening drawers.

SCAFELL units will require 240V mains power after this upgrade



### SECURITY, SAFETY AND STYLE

Scafell units feature a built-in central locking system; robust design allows for a 180Kg pull weight before a drawer can be forced open. Cabinet locks can be keyed individually or keyed alike.

Anti-tilt systems within the unit ensure that multi-drawer opening is impossible, removing the danger of cabinets falling over.

As standard, drawers feature a high quality polished zinc pull handle. Overlaying drawer fronts ensure the clean lines of the unit remain in stand-alone or in bank setups.