

# RANGES

## BZPC - PLATE

Ø 200-260mm  75-400kg



Pages | 218, 220 - 221



## BZFPC - PLATE

Ø 220-400mm  136-300kg



Pages | 219, 222 - 223



## BZFPC-WT - PLATE

Ø 400mm  250-275kg



Pages | 224





# BZPC SERIES

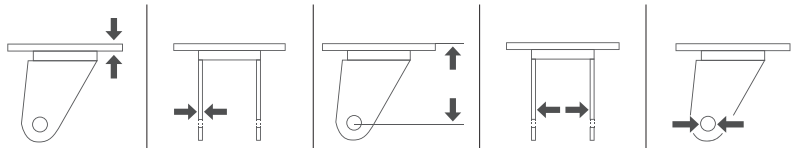
Zinc Plated Pressed Steel Construction  
Double Ball Race Swivel Head



PLATE FIXING 350-400kg 200-260mm

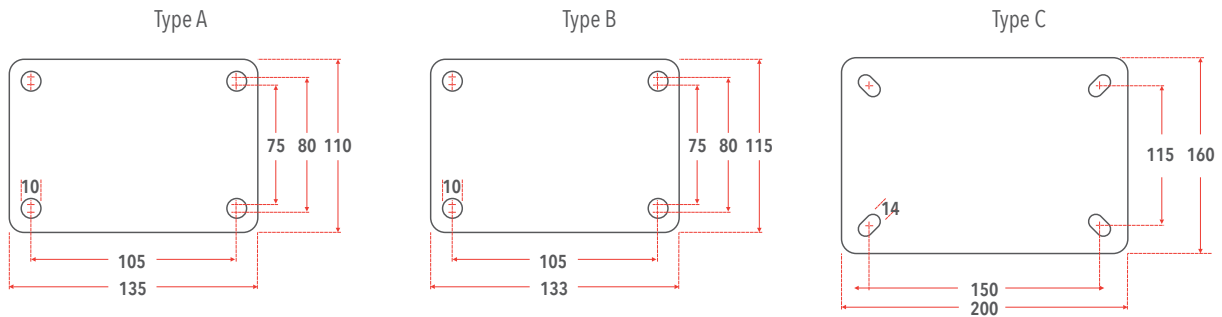
## Bracket Only

Plate Fitting



Dia (mm)	Swivel Code	Swivel Brake Code	Fixed Code	Plate Fitting	Steel Gauge Plate (mm)	Steel Gauge Fork (mm)	Height To Axle Hole (mm)	Fork Width (mm)	Axle Bolt (mm)	Load Capacity (kg)
200	BZWB200AS	BZWB200ASSWB	-	A	4	3	138	60	12	350
200	-	-	BZWBF200AS	B	3	3	138	60	12	350
260	BZPC260AS	BZPC260ASSWB	BZPCF260AS	C	4	3	172	91	14	400

When fitting pneumatic wheels BIL use a slightly longer axle tube which does not effect the bracket swivel head



# BZFPC SERIES

Fabricated Zinc Plated Steel  
Double Ball Race Swivel Head



PLATE FIXING



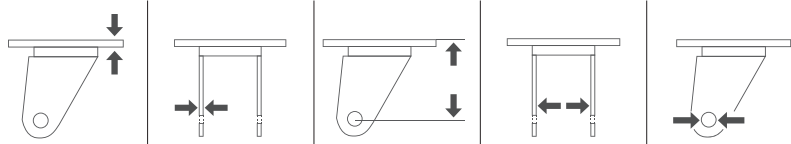
300kg



260-400mm

## Bracket Only

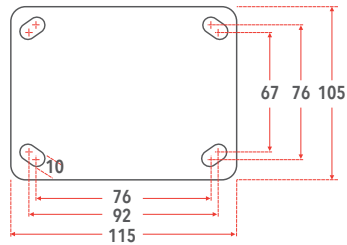
Plate Fitting



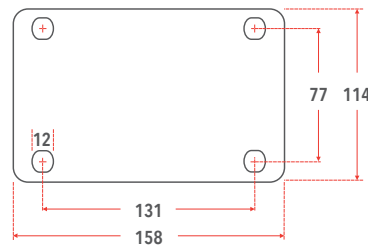
Dia (mm)	Swivel Code	Swivel Brake Code	Fixed Code	Plate Fitting	Steel Gauge Plate (mm)	Steel Gauge Fork (mm)	Height To Axle Hole (mm)	Fork Width (mm)	Axle Bolt (mm)	Load Capacity (kg)
260	BZFPC260AS	BZFPC260ASBK	BZFPCF260AS	A	5	5	188	105	12	300
300	BZFPC260AS	-	BZFPCF260AS	A	5	5	188	105	12	300
400	BZFPC400AS	-	BZFPCF400AS	B	7.5	7.5	280	120	16	300

\*Please note we do not offer 220mm brackets only

Type A



Type B



# CASTOR & WHEEL MANUFACTURERS

## BZPC PNEUMATIC SERIES

Pressed Zinc-Plated Steel Construction  
Double Ball Race Swivel Head



PLATE FIXING



75-200kg



200-260mm



**D**  
DIAMOND



**B**  
BLOCK



**R**  
RIBBED



**W**  
WAVE

### Top Plate Fixing

Dia (mm)	Height (mm)	Plate (mm)	Centres (mm)	Fixing Bolt (mm)	Type	Bearing	Pneumatic 2 Ply Tyre On Grey Steel Rim				Pneumatic 4 Ply Tyre On Red Polypropylene Rim				Pneumatic 4 Ply Tyre On Grey Steel Rim				Pneumatic 6 Ply Tyre On Grey Steel Rim											
							Code	Load (kg)	Tread Pattern	Tread (mm)	Radius (mm)	Code	Load (kg)	Tread Pattern	Tread (mm)	Radius (mm)	Code	Load (kg)	Tread Pattern	Tread (mm)	Radius (mm)	Code	Load (kg)	Tread Pattern	Tread (mm)	Radius (mm)				
200	238	135 x 110	105 x 80/75	10	⊗	□	P321	-10°C to +60°C	P317	-10°C to +60°C	P321	-10°C to +60°C	P321	-10°C to +60°C																
							BZPC200MRB	75	R	50	167																			
260	302	200 x 160	150 x 115	14	⊗	□			BZPC260PP																					
									BZPC260PRB	120	D	85	215	BZPC260MRB	200	D	85	215	BZPC260MRB6	270	D	85	215							
									BZPC260PBJ																					
									BZPC260PPSWB																					
									BZPC260PRBSWB	120	D	85	215	BZPC260MRBSWB	200	D	85	215	BZPC260MRB6SWB	270	D	85	215							
									BZPC260PBJSWB																					
									BZPCF260PP																					
									BZPCF260PRB	120	D	85		BZPCF260MRB	200	D	85		BZPCF260MRB6	270	D	85								
									BZPCF260PBJ																					
									BZPC260PP/RIB																					
									BZPC260PRB/RIB	120	R	85	215	BZPC260MRB/RIB	200	R	85	215												
									BZPC260PBJ/RIB																					
		BZPC260PPSWB/RIB																												
		BZPC260PRBSWB/RIB	120	R	85	215	BZPC260MRBSWB/RIB	200	R	85	215																			
		BZPC260PBJSWB/RIB																												
		BZPCF260PP																												
		BZPCF260PRB	120	R	85		BZPCF260MRB/RIB	200	R	85																				
		BZPCF260PBJ																												

# BZPC PUNCTURE PROOF SERIES



PLATE FIXING 75-200kg 200-260mm

High PU Content Puncture Proof Tyre On Red Polypropylene Rim					Low PU Content Puncture Proof Tyre On Red Polypropylene Rim					High PU Content Puncture Proof Tyre On Grey Steel Rim					Low PU Content Puncture Proof Tyre On Grey Steel Rim				
P 313					P 313					P 315					P 315				
-10°C to +60°C					-10°C to +60°C					-10°C to +60°C					10°C to +60°C				
Code	Load (kg)	Tread Pattern	Tread (mm)	Radius (mm)	Code	Load (kg)	Tread Pattern	Tread (mm)	Radius (mm)	Code	Load (kg)	Tread Pattern	Tread (mm)	Radius (mm)	Code	Load (kg)	Tread Pattern	Tread (mm)	Radius (mm)
BZPC260PPUD					BZPC260PPUD/LITE					-					BZPC260MPUB				
BZPC260PPUBD	150	D	85	215	BZPC260PPUBD/LITE	100	D	85	215	BZPC260MPUBD	150	D	85	215	BZPC260MPUB	75	R	50	167
BZPC260PPUBJD					BZPC260PPUBJD/LITE					-					BZPC260MPUBD/LITE	100	D	85	215
BZPC260PPUBBK					BZPC260PPUBBK/LITE					-					-				
BZPC260PPUBDBK	150	D	85	215	BZPC260PPUBDBK/LITE	100	D	85	215	BZPC260MPUBDSWB	150	D	85	215	BZPC260MPUBDSWB/LITE	100	D	85	215
BZPC260PPUBJDBK					BZPC260PPUBJDBK/LITE					-					-				
BZPCF260PPUD					BZPCF260PPUD/LITE					-					-				
BZPCF260PPUBD	150	D	85	-	BZPCF260PPUBD/LITE	100	D	85	-	BZPCF260MPUBD	150	D	85	-	BZPCF260MPUBD/LITE	100	D	85	-
BZPCF260PPUBJD					BZPCF260PPUBJD/LITE					-					-				
BZPC260PPU					BZPC260PPU/LITE					-					-				
BZPC260PPUB	150	R	85	215	BZPC260PPUB/LITE	100	R	85	215	BZPC260MPUB	150	R	85	215	BZPC260MPUB/LITE	100	R	85	215
BZPC260PPUBJ					BZPC260PPUBJ/LITE					-					-				
BZPC260PPUBK					BZPC260PPUBK/LITE					-					-				
BZPC260PPUBBK	150	R	85	215	BZPC260PPUBBK/LITE	100	R	85	215	BZPC260MPUBSWB	150	R	85	215	BZPC260MPUBSWB/LITE	100	R	85	215
BZPC260PPUBJBK					BZPC260PPUBJBK/LITE					-					-				
BZPCF260PPU					BZPCF260PPU/LITE					-					-				
BZPCF260PPUB	150	R	85	-	BZPCF260PPUB/LITE	100	R	85	-	BZPCF260MPUB	150	R	85	-	BZPCF260MPUB/LITE	100	R	85	-
BZPCF260PPUBJ					BZPCF260PPUBJ/LITE					-					-				



# BZFPC PNEUMATIC SERIES

Fabricated Zinc Plated Steel  
Double Ball Race Swivel Head



PLATE FIXING

100-300kg


220-400mm



**D**  
DIAMOND



**B**  
BLOCK



**R**  
RIBBED



**W**  
WAVE

## Top Plate Fixing



Pneumatic 4 Ply  
Tyre On Red  
Polypropylene Rim



Pneumatic 4 Ply  
Tyre On Grey Steel Rim



Pneumatic 6 Ply  
Tyre On Grey Steel Rim

P 317

-10°C to +60°C

P 321

-10°C to +60°C

P 321

-10°C to +60°C

Dia (mm)	Height (mm)	Plate (mm)	Centres (mm)	Fixing Bolt (mm)	Type	Bearing	Code	Load (kg)	Tread Pattern	Tread (mm)	Radius (mm)	Code	Load (kg)	Tread Pattern	Tread (mm)	Radius (mm)	Code	Load (kg)	Tread Pattern	Tread (mm)	Radius (mm)
220	255	115 x 105	92/76 x 67/76	10			-	-	-	-	-	BZFPC220MRB	136	W	60	150	-	-	-	-	-
							BZFPC260PP					-									
							BZFPC260PRB	120	D	85	171	BZFPC260MRB	200	D	85	171	BZFPC260MRB6	270	D	85	171
							BZFPC260PBJ					-									
							BZFPC260PPBK					-									
							BZFPC260PRBBK	120	D	85	171	BZFPC260MRBBK	200	D	85	171	BZFPC260MRB6BK	270	D	85	171
							BZFPC260PBJBK					-									
							BZFPCF260PP					-									
							BZFPCF260PRB	120	D	85	-	BZFPCF260MRB	200	D	85	-	BZFPCF260MRB6	270	D	85	-
							BZFPCF260PBJ					-									
260	318	115 x 105	92/76 x 67/76	10			BZFPC260PP/RIB					-									
							BZFPC260PRB/RIB	120	R	85	171	BZFPC260MRB/RIB	200	R	85	171	-	-	-	-	-
							BZFPC260PBJ/RIB					-									
							BZFPC260PPBK/RIB					-									
							BZFPC260PRBBK/RIB	120	R	85	171	BZFPC260MRBBK/RIB	200	R	85	171	-	-	-	-	-
							BZFPC260PBJBK/RIB					-									
							BZFPCF260PP					-									
							BZFPCF260PRB	120	R	85	-	BZFPCF260MRB/RIB	200	R	85	-	-	-	-	-	-
							BZFPCF260PBJ					-									
300	338	105	92/76 x 67/76	10			BZFPC300PP					-									
							BZFPC300PRB	155	D	90	191	BZFPC300MRB	250	D	90	191	-	-	-	-	-
							BZFPC300PBJ					-									
							BZFPCF300PP					-									
							BZFPCF300PRB	155	D	90	-	BZFPCF300MRB	250	D	90	-	-	-	-	-	-
							BZFPCF300PBJ					-									
400	480	158 x 114	131 x 77	12			BZFPC400PRBD	200	D	100	290	BZFPC400MRBD	300	D	100	290	BZFPC400MRBD6	300	D	100	290
							BZFPCF400PRBD					BZFPCF400MRBD					BZFPCF400MRBD6				
							BZFPC400PRB	200	R	100	290	BZFPC400MRB	250	R	100	290	BZFPC400MRB6	300	R	100	290
							BZFPCF400PRB					BZFPCF400MRB					BZFPCF400MRB6				

# BZFPC PUNCTURE PROOF SERIES



PLATE FIXING 100-200kg 260-400mm

High PU Content Puncture Proof Tyre On Red Polypropylene Rim					Low PU Content Puncture Proof Tyre On Red Polypropylene Rim					High PU Content Puncture Proof Tyre On Grey Steel Rim					Low PU Content Puncture Proof Tyre On Grey Steel Rim				
P 313					P 313					P 315					P 315				
-10°C to +60°C					-10°C to +60°C					-10°C to +60°C					-10°C to +60°C				
Code	Load (kg)	Tread Pattern	Tread (mm)	Radius (mm)	Code	Load (kg)	Tread Pattern	Tread (mm)	Radius (mm)	Code	Load (kg)	Tread Pattern	Tread (mm)	Radius (mm)	Code	Load (kg)	Tread Pattern	Tread (mm)	Radius (mm)
BZFPC260PPUD					BZFPC260PPUD/LITE					-					-				
BZFPC260PPUBD	150	D	85	171	BZFPC260PPUBD/LITE	100	D	85	171	BZFPC260MPUBD	150	D	85	171	BZFPC260MPUBD/LITE	100	D	85	171
BZFPC260PPUBJD					BZFPC260PPUBJD/LITE					-					-				
BZFPC260PPUBBK					BZFPC260PPUBBK/LITE					-					-				
BZFPC260PPUBDBK	150	D	85	171	BZFPC260PPUBDBK/LITE	100	D	85	171	BZFPC260MPUBDBK	150	D	85	171	BZFPC260MPUBDBK/LITE	100	D	85	171
BZFPC260PPUBJDBK					BZFPC260PPUBJDBK/LITE					-					-				
BZFPCF260PPUD					BZFPCF260PPUD/LITE					-					-				
BZFPCF260PPUBD	150	D	85	-	BZFPCF260PPUBD/LITE	100	D	85	-	BZFPCF260MPUBD	150	D	85	-	BZFPCF260MPUBD/LITE	100	D	85	-
BZFPCF260PPUBJD					BZFPCF260PPUBJD/LITE					-					-				
BZFPC260PPU					BZFPC260PPU/LITE					-					-				
BZFPC260PPUB	150	R	85	171	BZFPC260PPUB/LITE	100	R	85	171	BZFPC260MPUB	150	R	85	171	BZFPC260MPUB/LITE	100	R	85	171
BZFPC260PPUBJ					BZFPC260PPUBJ/LITE					-					-				
BZFPC260PPUBK					BZFPC260PPUBK/LITE					-					-				
BZFPC260PPUBBK	150	R	85	171	BZFPC260PPUBBK/LITE	100	R	85	171	BZFPC260MPUBBK	150	R	85	171	BZFPC260MPUBBK/LITE	100	R	85	171
BZFPC260PPUBJBK					BZFPC260PPUBJBK/LITE					-					-				
BZFPCF260PPU					BZFPCF260PPU/LITE					-					-				
BZFPCF260PPUB	150	R	85	-	BZFPCF260PPUB/LITE	100	R	85	-	BZFPCF260MPUB	150	R	85	-	BZFPCF260MPUB/LITE	100	R	85	-
BZFPCF260PPUBJ					BZFPCF260PPUBJ/LITE					-					-				
BZFPC300PPUD					BZFPC300PPUD/LITE					-					-				
BZFPC300PPUBD	150	D	90	191	BZFPC300PPUBD/LITE	120	D	90	191	BZFPC300MPUBD	150	D	90	191	BZFPC300MPUBD/LITE	150	D	90	191
BZFPC300PPUBJD					BZFPC300PPUBJD/LITE					-					-				
BZFPCF300PPUD					BZFPCF300PPUD/LITE					-					-				
BZFPCF300PPUBD	150	D	90	-	BZFPCF300PPUBD/LITE	120	D	90	-	BZFPCF300MPUBD	150	D	90	-	BZFPCF300MPUBD/LITE	150	D	90	-
BZFPCF300PPUBJD					BZFPCF300PPUBJD/LITE					-					-				
BZFPC400PPUBD	200	D	100	290	-	-	-	-	-	BZFPC400MPUBD	200	D	100	290	-	-	-	-	-
BZFPCF400PPUBD					-	-	-	-	-	BZFPCF400MPUBD					-	-	-	-	-
BZFPC400PPUB	200	R	100	290	BZFPC400PPUB/LITE	150	R	100	290	BZFPC400MPUB	200	R	100	290	BZFPC400MPUB/LITE	150	R	100	290
BZFPCF400PPUB					BZFPCF400PPUB/LITE					BZFPCF400MPUB					BZFPCF400MPUB/LITE				



# BZFPC-WT SERIES

Fabricated Painted Steel  
Double Ball Race Swivel Head



PLATE FIXING



250-275kg



400mm

## Top Plate Fixing



Pneumatic 4 Ply  
Tyre On White Steel



High PU Content Puncture  
Proof Tyre On White Steel

-10°C to +60°C

-10°C to +60°C

Dia (mm)	Height (mm)	Plate (mm)	Centres (mm)	Type	Bearing	Code	Load (kg)	Tread Pattern	Tread (mm)	Radius (mm)	Code	Load (kg)	Tread Pattern	Tread (mm)	Radius (mm)
400	454	150x150	125x125			BZFPCWT400MBJC	250	Chevron	152	275	BZFPCWT400MPUBJC	250	Chevron	152	275



## Wheel Only

Chevron Pattern  
High PU Content Black  
Puncture-Proof  
On White Steel  
-10°C to +60°C  
Max Speed 4kph

Dia (mm)	Bearing	Code	Tread (mm)	Hub (mm)	Bore (mm)	Load (kg)
400		BZWMPUB4002575C	152	75	25	250

## Wheel Only

Chevron Pattern  
Black Pneumatic Tyre  
On White Steel  
-10°C to +60°C  
Max Speed 4kph

Dia (mm)	Bearing	Code	Ply	Tread (mm)	Hub (mm)	Bore (mm)	Load (kg)
400		BZWPMB40025754C	4	150	75	25	250

