

# Design shelving *Topline*



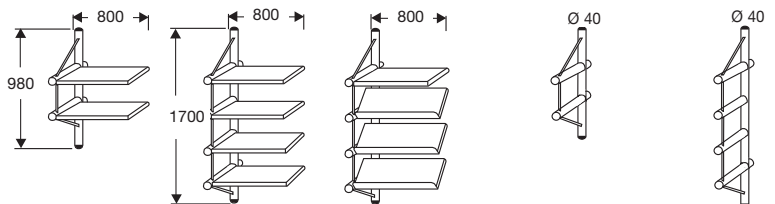
Illustration of smooth shelves



Illustration with perforated shelves


## Topline wall shelving

This sturdy wall shelving made of steel is extremely stable. The shelves are either perforated or have a smooth steel finish. The depth of the shelving is 300 mm with a loading capacity of 50 kg. For the presentation of brochures/literatures there are sloped shelves available with a 40 mm bottom edge. The shelving is powder-coated in aluminium silver.



### Wall shelving with 2 or 4 shelves

|                    | Wall shelf<br>W 800<br>2 shelves | Wall shelf<br>W 800<br>4 shelves | Wall shelf<br>W 800<br>1 shelf flat<br>3 shelves sloped | Final vertical<br>support column<br>for 2 shelves | Final vertical<br>support column<br>for 4 shelves |
|--------------------|----------------------------------|----------------------------------|---|---|---|
| Smooth<br>Shelves  | # 2873<br>€ 79,-                 | # 2875<br>€ 149,-                | # 2876<br>€ 179,-                                       | # 2773<br>€ 52,-                                  | # 2772<br>€ 94,-                                  |
| Punched<br>Shelves | # 2793<br>€ 79,-                 | # 2795<br>€ 149,-                | # 2796<br>€ 179,-                                       | # 2773<br>€ 52,-                                  | # 2772<br>€ 94,-                                  |



Perforated Shelf

Smooth Shelf



# Design shelving *Topline*



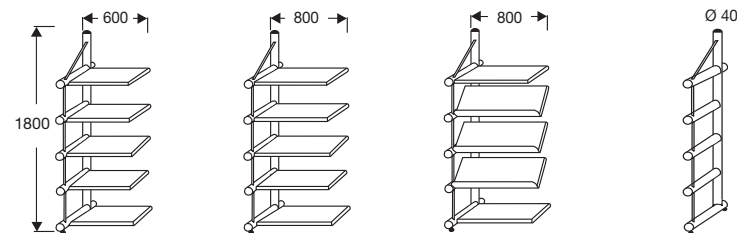
Illustration of punched shelves

## Topline floor standing shelving

This free-standing shelving unit is made of steel and is extremely stable. The shelves are either perforated or have a smooth steel finish. The depth of the shelving is 300 mm with a loading capacity of 50 kg. For the presentation of brochures/literatures there are sloped shelves available with a 40 mm bottom edge. Additionally there is a cabinet.



Illustration of smooth shelves



### Topline with 5 shelves

| Shelving W 600<br>5 shelves |       | Shelving W 800<br>5 shelves |       | Shelving W 800<br>2 shelves (flat)<br>3 sloped shelves |       | Final vertical support column<br>for 5 shelves |      |
|-----------------------------|-------|-----------------------------|-------|--|-------|--|------|
| #                           | 2870  | Nr.                         | 2871  | #  | 2872  | #  | 2770 |
| €                           | 179,- | €                           | 209,- | €  | 249,- | €  | 99,- |
| #                           | 2780  | Nr.                         | 2781  | #  | 2782  | #  | 2770 |
| €                           | 179,- | €                           | 209,- | €  | 249,- | €  | 99,- |

### Cabinet

|  |   |       |
|--|---|-------|
|  | Cabinet for Topline shelving,<br>fits between shelves 1 file high,<br>800 mm wide |       |
|  | #   | 2879  |
|  | €   | 185,- |