

TRUCK LOCKS

Specially designed devices to hold trucks or trolleys in a fixed position during loading or unloading. They are designed to enable a quick and easy change between the locked and free movement modes.

MOUNTING

All BIL truck locks are top plate mounted and bolted to the underside of the trolley. The principle on which they work requires a constant gap between the unit and the floor, so it is best to mount the truck lock close to a castor, ensuring that it does not interfere with the free movement and operation of the castor.

The mounting height shown in the table above is the gap between the truck lock top plate mounting surface and the floor. This is critical to correct operation – mounting pads, between the top plate and underside of the trolley, may be necessary to achieve this.

A step down foot-operated pedal moves a skid resistant rubber pad into friction contact with the floor surface. This is done with a spring-loaded over-cam mechanism that does not lift the load and keeps the operating force low. It also means the load rating of the trolley is not relevant to the truck lock. A second step down pedal raises the footpad. The limited number of parts means there is less to maintain or go wrong.

Where a trolley has four swivel castors, two truck locks are required – one to be fitted at each end, either on the same side or diagonally opposite. Only one truck lock is required at the swivel end of a trolley that has two swivel and two fixed castors.

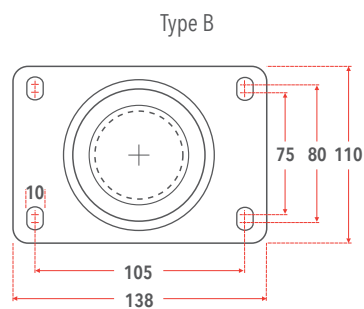
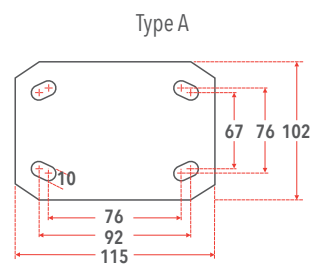
TRUCK LOCKS

Pressed Steel Construction with a Zinc-Plated finish

Specially designed devices that hold trucks or trolleys in a fixed position during loading or unloading. They are designed to enable a quick and easy change between the locked and free movement modes.



Mounting Height	Retracted Height	Plate Type	Fixing Bolt (mm)	Code
168	136	A	10	BZTL1
168	136	B	10	BZTL1ISO
195	155	A	10	BZTL2
195	155	B	10	BZTL2ISO
245	205	A	10	BZTL3
245	205	B	10	BZTL3ISO



TRUCK LOCKS

Cast Iron Construction, Black Painted Finish
 Pressed Steel Construction (BZTL 4), Zinc Plated Finish (BZTL 5 + 6)
 Specially Designed Devices That Hold Trucks Or Trolleys
 In A Fixed Position During Loading Or Unloading.



BZTL 4



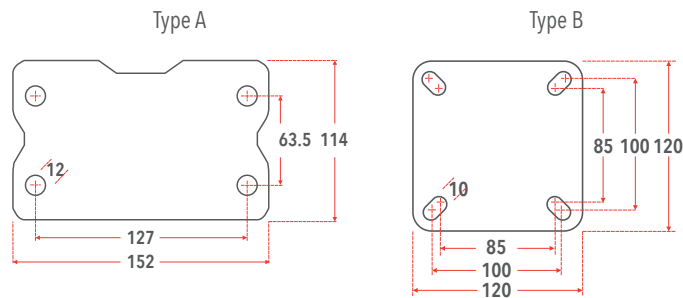
BZTL 5 + 6

Cast Iron Construction Black Painted Finish

Mounting Height	Retracted Height	Plate Type	Fixing Bolt (mm)	Code
205	170	A	12	BZTL4


Pressed Steel Construction With A Zinc-Plated Finish

Mounting Height	Retracted Height	Plate Type	Fixing Bolt	Code
151	125	B	10	BZTL5
210	170	B	10	BZTL6



TRUCK LOCKS

Pressed Steel Construction with a Zinc-Plated finish
Specially Designed Devices That Hold Trucks Or Trolleys
In A Fixed Position During Loading Or Unloading.



Mounting Height	Retracted Height	Plate Type	Sided	Code
381	346	A	Right	BZTL7/R
381	346	A	Left	BZTL7/L

Note : Fixing plate is supplied undrilled

