

## F60 STORAGE SPECIFICATION

- All doors and drawers are standard with a 'D' style handle (see images below).
- Optional handles are available upon request.
- All file drawers are box drawers with extension runners.
- All vertical surfaces are 18mm thick MFC.
- All tops are 25mm thick MFC with 2mm grain through edging.
- All side opening tambour shutters are silver RAL 9006.
- All metal cupboard internals are black.


All wall mounted cupboards come complete with wall fixings.



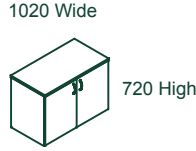
**F60 STORAGE**

All sizes are shown in mm

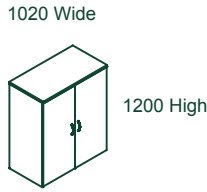
**CUPBOARDS**  
550 Deep



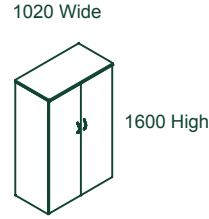
L78C2D **£354.00**



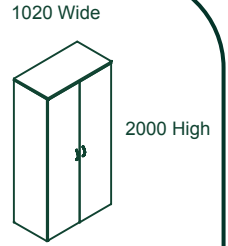
L7C2D **£377.00**



L12C2D **£453.50**

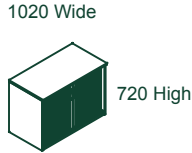


L16C2D **£535.50**

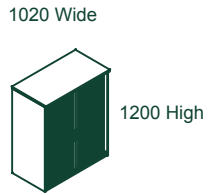


L20C2D **£643.00**


**TAMBOUR CUPBOARDS**  
550 Deep




L7SOTA **£457.50**



L12SOTA **£568.00**



L16SOTA **£678.00**



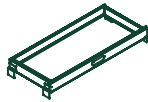
L20SOTA **£795.50**



L7C3D **£564.50**  
(CREDENZA)


All side opening Tambour Cupboards will only accept 800mm wide internal fittings.

**CUPBOARD INTERNALS**  
1000 Wide




1000ROFF **£123.00**

**LATERAL FILING FRAME**




LFF10 **£92.50**

**METAL SHELF**



MCS10 **£74.50**

**WOODEN SHELF**




WS1000 **£40.00**

**FILING CONVERSION BAR FOR ROLL OUT FILING FRAME**


FCB10 **£7.00** (2 required)

**CUPBOARD INTERNALS**  
800 Wide



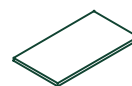
800ROFF **£123.00**

**LATERAL FILING FRAME**



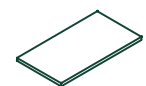
LFF8 **£73.50**

**METAL SHELF**



MCS8 **£53.00**

**WOODEN SHELF**



WS800 **£33.00**

**FILING CONVERSION BAR FOR ROLL OUT FILING FRAME**

FCB8 **£7.00** (1 required)

**METAL SHELF CONVERSION BAR**

800mm SCB8 **£26.50**  
1000mm SCB10 **£34.00**

## F60 COMBINATION STORAGE

All sizes are shown in mm

COMBINATION STORAGE  
CUPBOARDS  
1020 Wide x 350 Deep x 1800 High  
Bottom cupboard 720 High



C1810DD **£679.00**  
3 shelves



C1810DO **£608.00**  
3 shelves

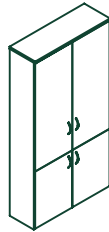


C1810DG **£1,344.00**  
2 glass, 1 MFC shelf  
LED lights



C1810DP **£1,186.00**  
1 shelf, 40 compartments

1020 Wide x 350 Deep x 2000 High  
Bottom cupboard 720 High



C2010DD **£753.00**  
3 shelves



C2010DO **£667.00**  
3 shelves



C2010DG **£1,476.50**  
2 glass, 1 MFC shelf  
LED lights



C2010DP **£1,374.50**  
1 shelf, 48 compartments

820 Wide x 350 Deep x 1800 High  
Bottom cupboard 720 High



C188DD **£593.50**  
3 shelves



C188DO **£564.50**  
3 shelves



C188DG **£1,186.00**  
2 glass, 1 MFC shelf  
LED lights



C188DP **£1,143.00**  
1 shelf, 30 compartments

820 Wide x 350 Deep x 2000 High  
Bottom cupboard 720 High



C208DD **£680.00**  
3 shelves



C208DO **£594.00**  
3 shelves



C208DG **£1,374.50**  
2 glass, 1 MFC shelf  
LED lights




C208DP **£1,273.00**  
1 shelf, 36 compartments


## F60 WALL MOUNTED STORAGE

All sizes are shown in mm


### WALL MOUNTED BOOKCASES 350 Deep



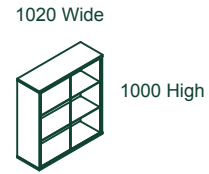
L8WBO **£250.00**



L10WBO **£431.50**




L12WBO **£524.00**

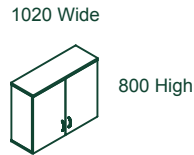


L10WBCG **£784.50**  
(GLASS DOORS, WOODEN SHELVES)

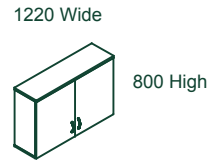
### WALL MOUNTED CUPBOARDS WITH DOORS 350 Deep



L8WBD **£351.00**



L10WBD **£498.50**



L12WBD **£640.00**


All wall mounted cupboards come standard with four/six raw plugs and fixing screws. For heavy duty cavity fixing please use:

HEAVY DUTY CAVITY WALL FIXING

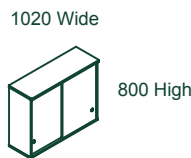
Pack of 4 HDCF4 **£9.00**

Pack of 5 HDCF6 **£12.00**

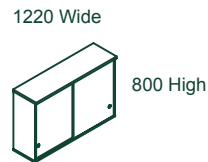
### SLIDING DOOR WALL MOUNTED CUPBOARDS 350 Deep



L8WBSD **£437.50**



L10WBSD **£524.00**




L12WBSD **£669.00**

All sliding door wall mounted cupboards are standard with a central divider and two shelves.

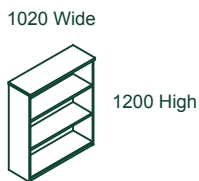
## F60 BOOKCASES

All sizes are shown in mm

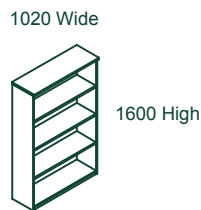
### BOOKCASES 350 Deep



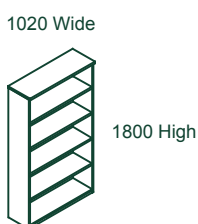
L7BCO **£279.00**




L12BCO **£402.50**



L16BCO **£453.50**



L18BCO **£475.50**



L20BCO **£551.00**